



## ADMINISTRATOR'S REPORT

**Kevin Bronson**

Office of the City Administrator  
Westminster, South Carolina

June 6, 2025

### GENERAL INFORMATION

#### **This Week in Rec: An Update from Recreation Director Herb Poole**

- The softball Western District all-star tournaments continue at Easley Rec this weekend. Westminster 8U & 10U teams advanced on Thursday.
- The baseball all-star tournament will be held in Seneca next week. Westminster will have teams in the 8U, 10U, and 12U divisions. Westminster will have a 14u team as well, but do not know where they will be playing.
- 33 travel baseball teams will be participating in this weekend's travel ball tournaments. This will be the largest tournament to date with several ages division nearing maximum capacity. Teams from Piedmont, Greenwood, Taylors, Clemson, Westminster, Ware Shoals, Easley, Anderson, Abbeville, Williamston, Seneca, Roebuck, Landrum, Walhalla, Moore, Woodruff, Six Mile, Spartanburg, Hendersonville (North Carolina), Atlanta (Georgia), and Toccoa (Georgia) will be participating.
- The school district has started the Summer Meals Programs. We serve lunch to many kids each day.
- Fall Sports registration continues for the next couple of weeks.

#### **SCIIP Sewer Project**

Tugaloo/McClam is redoing some connections at the Johnson St Crossing due to a low spot in the line.

Utility staff is working with Rozier Group to rebid the project to comply with SC RIA procurement standards.

#### **Anderson Park**

The ribbon cutting ceremony this week was a celebration of many hours and much effort to rehab an old park into a new fresh one. More work to do as we continue to make the park better. Special thanks to Oconee County First Steps, the Oconee County Library, and the Oconee County Legislative delegation for their significant contributions to Westminster and WP Anderson Park.

#### **Horton Outdoor Recreational Area**

The Recreation Planning Committee met Wednesday, June 4, 2025 at 5:30 pm at City Hall. The committee discussed sponsorship opportunities and guidelines. The Committee also decided to have the

city staff bid the concession stand/restroom building as a turnkey construction project. Staff intends to advertise a bid solicitation in the coming weeks.

#### **Heirloom Farms**

J&M has finished installing water lines in the subdivision up to the connecting point and tied into the main on HWY 123. Contractors are blowing out lines now.

Sewer is complete.

#### **Coopers Mill Phase II**

Phase II of Coopers Mill is under construction. The developer's water and sewer line contractor (HDH Construction) is mobilizing and staging.

#### **Long Creek Highway Chauga River Bridge**

Bridge girders, concrete, and side rails have been installed. PMC is installing Westminster Water currently. The project is on schedule.

#### **Code Enforcement Monthly Update**

The monthly code enforcement update is attached.

#### **Police Department Monthly Update**

The monthly police update is attached.

#### **Fire Department Monthly Update**

The monthly fire update is attached.

#### **Westminster Planning Commission**

Nothing to report.

#### **OJRSA**

The OJRSA Board met this week, the draft minutes are attached. The Board cancelled its July 7, 2025 meeting.

#### **PMPA**

Nothing to report.

#### **PLEASE MARK YOUR CALENDARS**

June 16, 2025 at 9:00 am OJRSA Ad-hoc Feasibility Implementation Committee at OJRSA

June 16, 2025 at 6:00 pm Westminster Planning Commission Meeting at Westminster City Hall

June 17, 2025 at 8:30 am Operations & Planning Committee at OJRSA

#### **June 17, 2025 at 6:00 pm City Council Meeting at the Westminster Fire Department**

June 19, 2025 at 10:00 am PMPA Board Meeting at PMPA

June 24, 2025 at 9:00 am Finance & Administration Committee at OJRSA

**July 4, 2025 City offices closed in observance of Independence Day**

August 4, 2025 at 4:00 pm OJRSA Board Meeting at OJRSA

**City Council Meeting Schedule:**

January 14, 2025		6:00 PM	City Council Meeting
February 11, 2025	4:00 PM	6:00 PM	Budget Workshop/City Council Meeting
March 11, 2025	4:00 PM	6:00 PM	Budget Workshop/City Council Meeting
April 8, 2025	4:00 PM	6:00 PM	Budget Workshop/City Council Meeting
April 29, 2025	4:00 PM		Budget Workshop
May 13, 2025		6:00 PM	City Council Meeting
June 17, 2025		6:00 PM	City Council Meeting
July 8, 2025		6:00 PM	City Council Meeting
August 12, 2025		6:00 PM	City Council Meeting
September 9, 2025		6:00 PM	City Council Meeting
October 14, 2025		6:00 PM	City Council Meeting
November 18, 2025		6:00 PM	City Council Meeting
December 9, 2025		6:00 PM	City Council Meeting

**Special Events Calendar**

**June 19, 2025 Westminster Juneteenth Luncheon at St. Matthew Baptist Church**

*Westminster will host its second Juneteenth luncheon.*

Westminster Code Enforcement Report							
Address	Owner Name	Violation	IPMC/City Code	Date Noticed	Method of Notification	Due Date	Notes
112 West Oak Hwy	Tawada Group LLC.	Grass	93.25	7/3/2024	Mail	7/15/2024	Completed
110 Maartin St.	Marc Baillagreon	Grass	93.25	7/5/2024	Mail/Phone	7/17/2024	Completed 8/5/24
E. North Ave Property	Randy Dickson	Fence	151.268	7/3/2024	Mail	10/3/2024	Completed
110 Small St.	Nathaniel Dougles	Inspection	N/A	7/3/2024	On property	N/A	
401 N. Piedmont St.	Lisa Orr	Junk	151.101	7/3/2024	Mail	8/3/2024	Completed
100 Gaston cir.	Randall Polmeroy	Vehicals	302.8	7/11/2024	Mail	8/16/2024	Completed
102 Martin St.	Luther Elrod	Vehicals	302.8	7/11/2024	Mail	8/16/2024	Completed
111 Wood St.	Marsha Swafford	Vehicals	302.8	7/11/2024	Mail	8/16/2024	completed
331 Cornila ave	Sandra Blackwell	Junk	302.8	7/23/2024	Mail	8/30/2024	Needs dumpster dumped 2nd time
304 retreat st	George Knight	Camper	151.22	7/23/2024	Mail	N/A	completed
216 Retreat st	Stephen Butts	Grass	93.25	7/23/2024	Mail	8/5/2024	completed
1114 E. Main St.	James Lyle	Clean up	302.4	7/23/2024	Mail	12/15/2024	2nd letter sent
113 Holcombe	Mike Donahue	Grass	93.25	7/25/2024	Email	8/5/2024	completed
422 Highland Ave.	Rodney Massey	Clean up	302.4	7/31/2024	Phone call	8/31/2024	completed
200 Oak St.	Kimberly Rhodes	Vehicle	302.8	7/31/2024	Mail	8/31/2024	completed
310 Bermuda St.	Ruby Taylor	Vehicles	302.8	7/31/2024	Mail	8/31/2024	Completed
509 S. Piedmont St.	Brianna Miller	Grass/Shrubs	93.25	7/31/2024	Mail	8/12/2024	completed
511 S. Piedmont St.	Dylan Reed	Grass	93.25	7/31/2024	Mail	8/12/2024	completed
Singlewide Bermuda St.	Betty Phinney	Grass	93.25	7/31/2024	Mail	8/12/2024	completed
<b>Aug-24</b>							
106 Jenkins St.	Philip Burton	Dogs	92.21	5/16/2024	Mail	N/A	
201 Willow Row	Bob Elliott/Current Res.	Chickens	92.21	8/16/2024	Mail	N/A	
208-210 E. Main St.	Fred Bland	Repairs/window	151.101	8/29/2024	Mail	10/15/2024	No progress
202 N. Bibb St.	Michelle Runyon/Current	Junk	151.101	8/29/2024	Mail	9/29/2024	Completed
200 N. Bibb St.	Albert Scarfo	Junk/car	151.101	8/29/2024	Mail	10/15/2024	Car removed/Completed
102 B St.	James Webb	Grass	93.25	8/29/2024	Mail	9/10/2024	Completed
309 Lakeside Dr.	BKSA LLC.	Grass	93.25	8/29/2024	Mail	9/10/2024	Completed
310 Bermuda St.	Ruby Taylor	Cars	302.8	8/29/2024	Mail	9/29/2024	Completed



120 Cedar St.	Colman Davenport	Inspection		8/27/2024		N/A	INSPECTION
1727B President St.	Andrew Plummer	Inspection		8/29/2024		N/A	INSPECTION
<b>Sept. - 24</b>							
409 E. North ve	James Kay	Cars/Junk/Fence	151.101/302.8/302.7	9/4/2024	Mail	12/9/2024	New Fence 11/6/2024
317 N. King #6	Maurice Gilchrist	Inspection		9/9/2024		N/A	INSPECTION
102 Taccoa Hwy	Jackson Sharpe	Sign Permit		9/6/2024		N/A	Permit
Lot 31-38 Thrift Dr	Joshua Jacobs	Shed Permit		9/4/2024		N/A	Permit
401 N. Piedmont St	Westminater Church of C	RV permit		9/7/2024		9/13/2024	RV permit
1725B President St.	Shelby Lingerfelt	Inspection		9/16/2024		N/A	INSPECTION
321 Doyle St.	Heather Harbinson	Shed Permit		9/16/2024		N/A	Permit
107 John St.	Steve James	Shed Permit		9/26/2024		N/A	Permit
Mostly Worked on VBR							
<b>OCT. - 2024</b>							
9327 Long Creek Hwy.	Judy Smith	Carport		10/10/2024	Office	N/A	Permit
224 E. Main St.	Randy Roberts	Temp Sign		10/10/2024	Office	N/A	Westminster Music Hall / Permit
109 Toccoa Hwy.	WSB 2011 LLC	Inspection		10/10/2024		N/A	Service inspection
1509 E. Main St.	Marathon Gas	Sign Replacment		10/10/2024	Office	N/A	Sign Permit
9327 Long Creek Hwy.	Judy Smith	Carport		10/10/2024	Office	N/A	Permit
500 E. Main St	Mary Perret	Payment Letter		10/25/2024	Mail and Certified	11/30/2024	Cert. letter was excepted on 10/27
318 Westminster Hwy.	Katiy Baumgartner	Unfit		10/23/2024	Mail/Posted	N/A	Unfit due to storm damage
517 W. King St.	Rylan Fitzgerald	Unfit		10/23/2024	Email/Mail/Posted	N/A	Unfit due to fire
110 B St.	Michael Towe	Inspection		10/18/2024	N/A	N/A	Utility inspection
907 E. Main St.	Junis Ogburn LLC.	unsecured		10/17/2024	Mail	11/1/2024	4150,ext12. Getting new roof and
404 Simpson St.	Marvin Moore	Reclassification		10/22/2024	Mail	N/A	From Buss. To Resident
Willow Row Trailer	Anniase Hunter	Unfit		10/23/2024	Mail/Posted	N/A	Posted Condemned
309 Westminster Hwy.	Regina Moss	Permit		10/15/2024	Office	N/A	Carport extension permit
521 E. North Ave.	Lester McMahan	RV	151.22	10/30/2024	Mail/Posted	11/30/2024	Returned, Not deliverable
120 Riley St.	Helen Sims	Remove burnt shed		10/30/2024	Mail	11/30/2024	
1114 E. Main St.	James Lyle	Clean up	302.4	10/30/2024	Mail	11/30/2024	Second and Final Letter
<b>Nov. - 2024</b>							
304 N. Isundega St.	Andrew Washburn	Inspection		11/11/2024	Office	N/A	Utility Inspection
E. Main St. Spinks	Spinks	Permit		11/1/2024	Email	N/A	Sign Permit

300 E. Windsor St.	Crystal Bouknight	Permit		11/5/2024	Email	N/A	Roof Permit
108 Freeman St.	Judy Lawing	Permit		11/7/2024		N/A	Tiny Home Permit
306 Westminster Hwy.	Leonard Poole	Permit		11/7/2024		N/A	Roof Permit
304 N. Isundega St.	Andrew Washburn	Inspection		11/15/2024		N/A	Utility Inspection
426 West oak hwy	J Davis	Permit		11/19/2024		N/A	Building Permit
718 Wilson Ct.	Randy Moore	Permit		11/19/2024		N/A	Driveway Permit
306 E. Windsor St.	Capitol Signs	Permit		11/21/2024		N/A	Dogwood Bank Sign Permit
Worked on Vacant builing Registry and Billing							
<b>Dec. - 2024</b>							
115 Pritchard St.	Jenni Elliott	Trash/Junk	151.101	12/2/2024	Mail	12/17/2024	Completed
109 A St	James Yonce	condemned		12/5/2024	Mail	12/31/2024	owner. Unknwn, Building is secured.
1608 E Main st	Rosa Clark/Debbie Walla	Permit		12/9/2024		N/A	Sign Permit
319 Anderson Ave	Jerry Smith	Tree Debris	93.25	12/16/2024	Mail	12/31/2024	Completed
500 E. Main St.	Mary Perret	Downed Tree	93.25	12/20/2024	Mail	1/20/2025	remove
108 Martin St.	Lia Disomone	Fence Permit		12/27/2024		N/A	Permit
111 Small St	Mathew Alexander	Sewer		12/27/2024		N/A	Sewer right of way
403 S Hampton St.	Nathan Douglas	Sewer		12/27/2024		N/A	Same as above
Worked on Vacant builing Registry and Billing							
<b>Jan. 2025</b>							
1114 E. Main St.	James Lyle	Clean up	151.101	1/7/2025	Mail	2/15/2025	Final Notice
500 E. Main St.	Mary Perret	Payment Letter		1/8/2025	Cert. Mail	2/15/2025	Notice for payment and Lein
521 E. North ave.	Lester McMahan	Final Notice		1/8/2025	Mail/Posted	2/15/2025	Remove RV
517 W. King St #4	Rylan Fitzgerald	Inspection		1/10/2025			Utility inspection
205 Butler St.	Andrea Franklin	Condemned	151.101	1/15/2025	Cert. Mail	3/15/2025	Unfit. On list for demo
126 Park Ave.	Gabrid Urso	Inspection		1/16/2025			Utility inspection
115 Pritchard St.	Terresa Walker	Inspection		1/20/2025			Utility inspection
Worked on Vacant builing Registry and Billing and Non-contact from Property owner							
<b>Feb. 2025</b>							
200 N.Bibb St.	Albert Scarfo	Clean up	151.101	2/3/2025	Mail	5/3/2025	up
206 D St.	Kenneth Kelly	condemned	108.1.3	2/3/2025	Cert. Mail	4/3/2025	thiers. It was a grandmother and she
413 Mimosa Rd,	Rebecca Edwards	Dogs	OCAC	2/14/2025	Mail	N/A	Referred to county animal control
110 John St.	Francisco Olvera	Demo	151.101	2/14/2025	Mail	5/14/2025	needs demo/ in process
108 JohnSt.	Betty Smith/Current Res.	condemned	151.101	2/14/2025	Mail	5/14/2025	needs demo

207 Mountian View St.	Jennifer White	condemned	151.101	2/14/2025	Mail	8/31/2025	Demo/Remodel
205 Mountian View St.	Mark Swanson	condemned	151.105	2/14/2025	Mail	8/31/2025	Demo/Remodel
510 West Oak Hwy.	Casey Strickland	Permit	N/A	2/19/2025	Office	N/A	Shed Permit
1049 E. Main St	Ingles	RV	151.22	2/19/2025	Hand Deliver	2/25/2025	Completed on 02/22/25
<b>Mar. 2025</b>							
210 Doyle St.	Sondra Strand	Un-lic. Vehicle	302.8	3/6/2025	Mail and posted	3/21/2025	no tag on van
309 Simpson St.	Artemio vargas	Camper	151.22	3/6/2025	Mail and posted	3/17/2025	Living in camper - Completed 3/15
1202 E. North Ave.	Raleigh Rush	Camper	151.22	3/27/2025	Mail and Posted	3/31/2025	Living in camper - Completed 3/28
304 Mountain View St.	Emmanuel Trifillis	Vacant/grass/weeds	301.3/ 302.4	3/27/2025	Mail	5/31/2025	Care of property
310 Mountain View St.	Tiffany Trotter	Vehicle	302.3	3/27/2025	Mail	4/30/2025	Unlicened vehicle
321 Mountain View St.	Clifton Mabry	Vehicle/Unfit Struct	302.8/108.1	3/26/2025	Mail/Posted	4/30/25 9/27/2	Condemned/No tag vehicle
708 S. Piedmont St	HAROLD KNIGHT	Bldg. Permit	N/A	3/26/2025	Email	N/A	New House
505 S PIEDMONT ST	Dr. Magley	Bldg. Permit	N/A	3/20/2025	Email	N/A	New Vet Office
108 John St.	M. Presley	Clean up	108.1	3/13/2025	Mail	6/30/2025	Started clean up
300 E. Main St.	Walgreen	Dumpster		3/14/2025	Cert. Mail	4/2/2025	Dumpster Removed
<b>Apr-25</b>							
151 Standridge Dr.	Roy Standridge	Annex	N/A	4/30/2025	Mail	N/A	Annex
427 Hobson St.	Angelia Davis	Annex	N/A	4/30/2025	Mail	N/A	Annex
437 Lucky St.	Mary DeLuna	Annex	N/A	4/30/2025	Mail	N/A	Annex
129 Dewey St.	Nicole Guynn	Annex	N/A	4/30/2025	Mail	N/A	Annex
409 S. Pew St.	Helen Certain	Unfit	108.1	4/30/2025	In house	N/A	On list for Demo
E. Main St & S. Piedmont	Magley Vet	Permit	N/A	4/20/2025	In house	N/A	New build permit
304 N. Piedmont St.	Sylvia White	RV Permit	N/A	4/15/2025	In house	7/30/2025	Temp. RV Permit
314 Mountain View St.	Clifton Mabry	Unfit	108.1	4/11/2025	Mail	10/30/2025	In Progress
521 E. North Ave.	Lester McMahan	RV	151.22	4/5/2025	Mail	N/A	RV has been removed
66 Abbey St.	Pedro Torres	RV	151.22	4/25/2025	In Person	5/5/2025	Rv Needs Removed
304 Mountain View St.	Mary Trifillis	Vehicles	302.3	4/10/2025	Mail	6/30/2025	In Progress
206 D St.	Barbra Smith	Unfit	108.1	4/20/2025	Mail	4/30/2025	On List for Demo
205 Butler St.	Andrea Franklin	Unfit	108.1	4/20/2025	Mail	4/30/2025	On list for Demo
<b>25-May</b>							
403 S Hampton St.	Abigail Neal	Inspection	N/A	5/19/2025	In Person	N/A	Utility inspection
207 Mountain View St	Jennifer White	Demo	151.101	5/27/2025	Mail/Posted	8/30/2025	In progress nearly complete
205 Pruitt St.	Dovie Patterson	Vehicle	302.3	5/27/2025	Mail	6/27/2025	Unlicened vehicle

[illegible]



# Westminster Chief of Police Monthly Report

May 2025

Offenses/Incident Reports	34
Vehicle Accidents	3
Use of Force Incidents	0
DUI	0
Arrests	17
Citations Issued	75
Warnings Issued	158
Traffic Stops	233
Security Checks/ Extra Patrol	231
Total Calls	767
Training Hours	28
Senior Checks	10

05/01 WMPD conducted a traffic stop on W. Oak Highway, and the male driver was arrested for several traffic violations.

05/01 WMPD conducted a traffic stop on W. Oak Highway and Oak St, which resulted in a female driver arrested on traffic and drug-related charges.

05/01 WMPD officers responded to a disturbance on Wahalla St. No charges filed in this incident

05/01 WMPD responded to a disturbance call at Hardees, which resulted in the arrest of a female subject for Disorderly Conduct

05/03 WMPD officers arrested a male subject for trespassing after receiving a call from Spinx.

05/05 WMPD conducted a traffic stop on S. Piedmont St, and the male driver was arrested for several traffic violations.

05/05 WMPD conducted a traffic stop on Retreat St, and the male driver was arrested for several traffic violations

05/05 WMPD assisted OCSO with an arrest warrant for the subject who worked at a local business in the city. The subject was arrested

05/06 WMPD took a report for threats over the phone about an incident at an elementary school. OCSO School Enforcement was notified.

05/06 WMPD issued a ticket to the homeowner on Frank St. for their dogs running at large.

05/09 WMPD is investigating vandalism that occurred on Pew St

5/10 WMPD issued a ticket to the homeowner on Retreat St. for their dogs running at large.

5/10 WMPD arrested a male subject for urinating on the side of Burger King and an alcohol violation

5/10 WMPD arrested a female subject for shoplifting from Dollar General

5/11 WMPD conducted a traffic stop on S. Piedmont St, and the female driver was arrested for several traffic violations.

5/11 WMPD responded to Dollar Tree for a possible shoplifting

05/14 WMPD conducted a traffic stop on E. North Ave, and the male driver was arrested for several traffic violations.

05/14 WMPD responded to a possible overdose on Cedar St.

05/16 WMPD took a report of threats by phone that occurred on Hamilton Drive.

05/17 WMPD took a report of threats by phone that happened on Highland Ave.

05/17 WMPD took a report about a stolen phone.

05/19 WMPD conducted a traffic stop on Toccoa Highway, and the female driver was arrested for several traffic violations.

5/20 WMPD took a report about alleged malicious damage that occurred at the Depot

5/20 WMPD responded to Cedar St to serve a mental health pickup paperwork. The subject was transported to the ER.

05/20 WMPD assisted OCSO in locating a wanted subject who ran from them during a traffic stop.

05/23 WMPD took a report about a stolen license plate.

05/23 WMPD is currently investigating a sensitive case.

05/24 WMPD responded to N. Isundega St about a death investigation. Death ruled natural.

05/25 WMPD conducted a traffic stop on Westminster Highway, and the male driver was arrested for several traffic violations.

05/26 WMPD responded to Sunshine Cir about an assault that occurred. The victim declined to press charges.

05/26 WMPD took a report about credit card fraud.

05/28 WMPD responded to Cedar St about a disturbance. The female subject was arrested for an outstanding warrant out of Greenville County.

05/28 WMPD took a report about a larceny on Highland Ave.

### **Notes from the Chief**

05/01 Spoke and assisted Sheriff Cox of the McCormick County Sheriff's Office with a theft that occurred in their jurisdiction, and the suspect possibly lived in the Westminster Area. The OCSO Property Crimes Unit took over the case.

05/01 Spoke with a resident about their concerns on Johnson St.

05/02 Nix and Osterbrink finished their required field training, and both are solo officers.

05/06 Rotary Meeting

05/06 WMPD Foundation meeting

05/07 City Council Meeting

05/07 County-wide meeting with various city and county leaders to discuss the future of animal control.

05/08 Meeting with County and Seneca Police Chief about vape shops in the County.

05/08 The department's radar units were recertified and recalibrated.

05/09 Shop with a Cop Golf Tournament

05/12 Cop's grant was released

05/13 Several members of the police department and other agencies meet at the Senior Center for Law Enforcement Appreciation Breakfast hosted by the seniors.

05/14 Chief Association Meeting in Columbia

05/14 Retirement Luncheon help at the Blue Ridge Electric

05/15 Attended the 2<sup>nd</sup> annual Oconee County Mental Health Summit

05/16 Attended the 30<sup>th</sup> anniversary Crime Stoppers Luncheon

5/17 Represented WMPD in the Mountain to Main event in Greenville. Special thank you to Councilwoman Reese and Lacy from the Blue Bird Nest, both of whom came to run in the event as well.

05/17 Music on Main Event

05/20-22 Chief Workshop Conference held at the Academy

05/27 Rotary Meeting

05/27 COPS grant paperwork started

05/28 Several officers attended a Human Trafficking Training held by the Sheriff's Office

05/28 New Cars were picked up

05/29 Human Trafficking Task Force Meeting

Fred Miller

Chief of Police





## Westminster Fire Department

## Monthly Incident Report

For the Month of: May-25Page 1 of 5

Date	Time	Shift	Address	NFIRS #	Day Run 0800-2000	Night Run 2000-0800	Structure Fires 111	Other Fires 100	Explode Overpres- sure 200	EMS / Rescu e 300	Hazma t 400	Servic e Calls 500	Good Intent 600	False Alarms 700	Weath er 800	Mutual Aid 900	Run Time (Closest 5 min) HR:MIN	Cumulative Run Time (for month)	Jurisdiction			Property Dollars (Structure & Contents)	
																			City	County	Other District	Loss	Saved
1	12:36	A	114 Dawn DR	503	X					X							:20	:20		X			
1	17:46	A	Armstrong RD/ Sandifer BLVD	504	X					X							:10	:30		X			
1	18:57	A	201 Oak Grove RD	505	X					X							:20	:50		X			
2	01:57	A	2345 Toccoa HWY	506		X				X							:20	1:10		X			
2	11:07	B	180 Cambell RD	507	X							X					:40	1:50		X			
2	12:03	B	1203 E Main ST	508	X					X							:40	2:30	X				
2	14:23	B	7040 S HWY 11	509	X									X			:05	2:35		X			
2	16:53	B	Eastwood DR	510	X							X					:10	2:45		X			
2	19:24	B	305 Retreat ST	511	X					X							:20	3:05	X				
3	10:54	C	270 Weldon RD	512	X					X							:20	3:25		X			
3	13:54	C	941 Cobb Bridge RD	513	X					X							:10	3:35		X			
4	03:06	C	125 EDNA DR	514		X						X					:30	4:05		X			
4	07:46	A	116 Long DR	515	X					X							:30	4:35		X			
4	10:52	A	520 N Horseshoe Bridge RD	516	X					X							:20	4:55		X			
4	15:27	A	907 E Main ST	517	X					X							:10	5:05	X				
4	15:47	A	229 Skyland DR	518	X					X							:10	5:15	X				
4	16:21	A	Westminster HWY	519	X							X					:10	5:25		X			
4	18:31	A	289 Johnson ST APT 172	520	X					X							:30	5:55	X				
5	20:12	A	405 Walnut ST	521		X	X										:05	6:00		X	5		
5	00:10	A	718 Tall Oak Trail	522		X	X										1:00	7:00		X	1		
5	10:52	B	1297 Greenfield RD	523	X			X									:10	7:10	X				
6	17:35	B	103 James ST	524		X				X							:10	7:20	X				
6	01:30	B	100 Sunsunshine CIR UN-4	525	X					X							:10	7:30	X				
6	17:27	C	287 Johnson St	526	X		X										:20	7:50		X			
6	18:23	C	120 Hughes Ln	527	X					X							:10	8:00		X	5		
6	19:20	C	207 Rhyne St	528		X				X							:15	8:15	X				
6	19:59	C	207 Rhyne St	529		X	X										:10	8:25	X				
6	23:06	C	101 Christy Ln	530		X							X				:05	8:30		X	5		
7	16:39	A	190 Ridge Crest RD	531	X					X							:20	8:50		X			
Totals					20	8	4	1		18		4	1	1					10	19			





# Westminster Fire Department

## Monthly Incident Report

For the Month of: 25-May,

Page 2 of 5

Date	Time	Shift	Address	NFIRS #	Day Run 0800-2000	Night Run 2000-0800	Structure Fires 111	Other Fires 100	Explode Overpres- sure 200	EMS / Rescu e 300	Hazma t 400	Servic e Calls 500	Good Intent 600	False Alarms 700	Weath er 800	Mutual Aid 900	Run Time (Closest 5 min) HR:MIN	Cumulative Run Time (for month)	Jurisdiction			Property Dollars (Structure & Contents)	
																			City	County	Other District	Loss	Saved
7	18:07	A	400 Amber DR	532	X					X							1:00	9:50		X			
8	10:44	B	207 Rhyne ST	533	X					X							:20	10:10	X				
8	15:03	B	163 Prater DR	534	X					X							:30	10:40		X			
8	20:39	B	321 S Spring St	535		X				X							:15	10:55	X				
9	06:45	B	229 Miller Farm Rd	536		X						X					:20	11:10		X			
9	13:06	C	114 Anderson Ave	537	X					X							:10	11:20	X				
9	13:21	C	107 Harrys Dr	538	X			X									:10	11:30		X			
10	10:35	A	807 E Main st	539	X					X							:15	11:45	X				
10	18:08	A	190 Ridge Crest RD	540	X					X							:50	12:35		X			
10	19:19	A	214 Antler Dr	541	X					X							:45	13:20		X			
10	20:34	A	337 Oliver Rd	542		X				X							:30	13:50		X			
10	21:57	A	2328 Sandifer Blvd	543		X								X			:30	14:20		X			
11	10:36	B	149 Tabor RD	544	X					X							:20	14:40		X			
11	13:31	B	1912 Toccoa Hwy	545	X					X							:10	14:50		X			
12	07:50	C	320 Chauga RD	546	X					X							:20	15:10		X			
12	07:47	C	653 W King ST	547	X					X							:20	15:30		X			
12	14:41	C	100 Dunlop DR	548	X									X			:20	15:50	X				
12	15:28	C	7040 S HWY 11	549	X									X			:05	15:55		X			
13	01:27	C	9528 Long Creek HWY	550		X				X							:30	16:25		X			
13	08:47	A	207 Skyland Dr	551	X					X							:25	16:50	X				
13	12:25	A	501 Westminster Hwy	552	X					X							:35	17:25	X				
13	13:51	A	2607 Sandufer Blvd	553	X					X							:10	17:35		X			
13	15:23	A	513 E Main St.	554	X								X				:05	17:40	X				
13	17:13	A	117 Ensland ST	555	X					X							:40	18:20	X				
13	17:14	A	204 Gaston CIR	556	X					X							:10	18:30	X				
14	04:16	A	320 Old Seneca RD	557		X				X							:30	19:00		X			
14	12:08	B	114 Sunshine Ridge RD	558	X					X							:30	19:30		X			
14	19:44	B	115 Cedar ST	559	X					X							:20	19:50	X				
14	20:16	B	545 Deborahs WAY	560		X				X							:30	20:20		X			
Totals					22	7		1		23		1	1	3					11	18			





## Westminster Fire Department

## Monthly Incident Report

For the Month of: 25-May,Page 3 of 5

Date	Time	Shift	Address	NFIRS #	Day Run 0800- 2000	Night Run 2000- 0800	Structu re Fires 111	Other Fires 100	Explode Overpres sure 200	EMS / Rescu e 300	Hazma t 400	Servic e Calls 500	Good Intent 600	False Alarms 700	Weath er 800	Mutual Aid 900	Run Time (Closest 5 min) HR:MIN	Cumulative Run Time (for month)	Jurisdiction			Property Dollars (Structure & Contents)	
																			City	County	Other District	Loss	Saved
15	00:37	B	222 Quintana CIR	561		X				X							:30	20:50		X			
15	12:58	C	803 Seed Farm RD	562	X					X							:20	21:10		X			
15	15:10	C	692 Plant RD	563	X					X							:20	21:30		X			
16	08:51	A	310 Bermuda ST	564	X					X							:20	21:50	X				
16	09:58	A	Plant RD/ Westminster HWY	565	X					X							:50	22:40		X			
16	14:46	A	103 Fern Dr	566	X					X							:45	23:25		X			
17	03:03	A	2424 Sandifer Blvd	567		X				X							:10	23:35		X			
17	08:48	B	270 Weldon RD	568	X					X							:20	23:55		X			
17	12:20	B	653 W King ST	569	X					X							:20	24:15		X			
17	17:12	B	Westminster HWY	570	X					X							1:20	25:35		X			
17	21:23	B	295 Johnson st	571		X				X							:05	25:40	X				
17	21:25	B	1725 President St	572		X				X							:30	26:10	X				
17	21:28	B	225 Brothers Dr	573		X		X									:10	26:20		X			
18	04:58	B	460 Marcengill Rd	574		X				X							:30	26:50		X			
18	13:24	C	270 Weldon RD	575	X					X							:20	27:10		X			
18	14:13	C	9755 West-oak hwy	576	X					X							:10	27:20		X			
18	15:07	C	427 Chauga Rd	577	X					X							:20	27:40		X			
18	17:19	C	337 Oliver Rd	578	X					X							:30	28:10		X			
18	22:19	C	498 Low Country Way	579		X	X										:35	28:45		X			
18	22:28	C	119 Dixon RD	580		X				X							:30	29:15		X			
19	17:13	A	221 Dickson ST	581	X					X							:20	29:35	X				
20	03:43	A	163 Prater DR	582		X				X							:20	29:55		X			
20	16:13	B	407 Lucky ST UNIT-3	583	X					X							:20	30:15	X				
20	20:58	B	295 Johnson ST	584		X				X							:30	30:45	X				
21	11:42	C	337 Oliver RD	585	X								X				:30	31:15		X			
21	15:37	C	728 Westminster HWY	586	X					X							:40	31:55		X			
21	21:12	C	225 N Seed Farm RD	587		X				X							:40	32:35		X			
21	22:42	C	282 W Bennett RD	588		X				X							1:00	33:35		X			
22	11:51	A	195 Sycamore LN	589	X								X				:10	33:45		X			
Totals					17	12	1	1		25			2						6	23			





## Westminster Fire Department

## Monthly Incident Report

For the Month of: May  
Page 4 of 5

Date	Time	Shift	Address	NFIRS #	Day Run 0800- 2000	Night Run 2000- 0900	Structu re Fires 111	Other Fires 100	Explode Overpres sure 200	EMS / Rescu e 300	Hazma t 400	Servic e Calls 500	Good Intent 600	False Alarms 700	Weath er 800	Mutual Aid 900	Run Time (Closest 5 min) HR:MIN	Cumulative Run Time (for month)	Jurisdiction			Property Dollars (Structure & Contents)	
																			City	County	Other District	Loss	Saved
22	12:43	A	610 Westminster HWY	590	X					X							:30	34:15	X				
22	19:34	A	200 N Bibb St	591	X								X				:10	34:25	X				
22	20:33	A	531 Louise Wilson Dr	592		X				X							1:25	35:50		X			
22	21:31	A	201 Oak Grove Rd	593		X				X							:25	36:15		X			
23	00:31	A	1728 Clearmont RD	594		X				X							:10	36:25		X			
23	06:15	A	327 Tabor Rd	595		X				X							:40	37:05		X			
23	13:19	B	715 Pump House Rd	596	X					X							:25	37:30		X			
23	13:34	B	277 Weldon Rd	597	X					X							:15	37:45		X			
23	18:05	B	335 Cornelia Ave	598	X					X							:35	38:20	X				
23	20:51	B	337 Oliver Rd	599		X				X							:25	38:45		X			
24	12:34	C	291 Johnson ST Unit-183	600	X					X							:30	39:15	X				
24	14:41	C	207 N Isundega ST	601	X					X							:20	39:35	X				
24	17:01	C	138 Davis Bridge RD Unit-B	602	X					X							:15	39:50		X			
25	16:41	A	337 Oliver Rd	603	X					X							:35	40:25		X			
25	21:22	A	302 Dickerson Rd	604		X				X							:25	40:50		X			
25	01:59	A	1912 Toccoa Hwy	605		X				X							:30	41:20		X			
26	09:03	B	114 Sunshine Ridge RD	606	X					X							:20	41:40		X			
26	14:02	B	1656 Sandifer BLVD	607	X					X							1:40	43:20		X	2103		
27	09:30	C	177 Razorback LN	608	X		X										:10	43:30		X	501		
27	13:30	C	302 Mountain View St	609	X							X					:35	44:05	X				
27	14:34	C	Thrift Dr	610	X							X					:25	44:30	X				
28	10:38	A	2328 Sandifer Blvd	612	X									X			:35	45:15		X			
28	13:45	A	230 N Seed Farm Rd	613	X									X			:15	45:30		X			
28	17:29	A	231 E Main St	614	X		X										:10	45:40		X	502		
28	17:53	A	181 Sleepy Hollow Rd	615	X					X							:30	46:10		X			
29	00:41	A	2328 Sandifer Blvd	616		X								X			1:00	47:10		X			
29	12:23	B	Long Dr	617	X			X									:15	47:25		X			
29	16:24	B	105 Goodlett st	618	X					X							:20	47:45		X			
29	18:49	B	320 Chauga Rd	619	X					X							:20	48:05		X			
Totals					21	8	2	1		20		2	1	3					7	22			





# Westminster Fire Department

## Monthly Incident Report

For the Month of: May,

Page 5 of 5

Date	Time	Shift	Address	NFIRS #	Day Run 0800- 2000	Night Run 2000- 0800	Structu- re Fires 111	Other Fires 100	Explode Overpres- sure 200	EMS / Rescu e 300	Hazma- t 400	Servic e Calls 500	Good Intent 600	False Alarms 700	Weath- er 800	Mutual Aid 900	Run Time (Closest 5 min) HR:MIN	Cumulative Run Time (for month)	Jurisdiction			Property Dollars (Structure & Contents)	
																			City	County	Other District	Loss	Saved
29	20:25	B	415 Jasper LN	620		X				X							:10	48:15		X			
30	16:08	C	907 E Main ST	621	X					X							:30	48:45	X				
30	23:29	C	103 Westwood Dr	622		X				x							:15	49:00		X			
31	15:34	A	108 West-oak hwy	623	X					X							:30	49:30	X				
31	21:24	A	303 Lucky St.	624		X				X							:20	49:50	X				
page total =					2	3				5									3	2			
Totals					83	38	7	4	0	91	0	7	5	7	0	0	-	-	37	84			



## OCONEE JOINT REGIONAL SEWER AUTHORITY

### Commission Meeting

June 2, 2025

The Oconee Joint Regional Sewer Authority Commission meeting was held at the Coneross Creek Wastewater Treatment Plant.

Commissioners that were present:

- Seat 8 (Westminster): Kevin Bronson, Board Chair
- Seat 3 (Seneca): Scott McLane
- Seat 4 (Seneca At-Large): Marty McKee
- Seat 5 (Walhalla): Celia Myers
- Seat 6 (Walhalla): Laramie Hinkle
- Seat 7 (Westminster): Scott Parris
- Seat 9 (Walhalla-Westminster At-Large): David Dial

Commissioners that were not present:

- Seat 1 (Seneca): Bob Faires, III, Board Vice-Chair
- Seat 2 (Seneca): Scott Moulder

OJRSA appointments and staff present were:

- Lynn Stephens, Secretary/Treasurer to the Board and Office Manager
- Chris Eleazer, Executive Director
- Kyle Lindsay, OJRSA Operations Director

Others present were:

- Norm Cannada, The Journal
- Robert Royer, AQD
- Kenneth Marshall, AQD

**A) Call to Order** – Mr. Bronson called the meeting to order at 3:59 p.m.

**B) Invocation and Pledge of Allegiance** – By Mr. Hinkle.

### C) Special Recognition Action Items

1. **Approve OJRSA Resolution 2025-03 Appreciation for the OJRSA Ad Hoc Sewer Feasibility Implementation Committee (Exhibit A)** – Mr. Bronson read a portion of the resolution to the board and highlighted the members on the committee and those involved with the work of the committee. Mr. Bronson also thanked the members of the OJRSA board who also were members of the Ad Hoc Committee.

*Mr. McLane made a motion, seconded by Mr. Dial, to approve OJRSA Resolution 2025-03 as presented. The motion carried.*

2. **Approve OJRSA Resolution 2025-04 Recognition Honoring the Service of Commissioner Bob Faires (Exhibit B)** – Mr. Bronson read a portion of the resolution to board members and stated that he appreciated Mr. Faires' commitment to the board. He asked Mr. Eleazer how long Mr. Faires was on the OJRSA Board; Mr. Eleazer said he became a board member in November 2011.

Mr. Bronson said he wanted it entered into the minutes that while it may be questionable that Mr. Faires is a scholar, the OJRSA board does believe he is a gentleman. (Everyone laughed.) Mr. Bronson said the OJRSA appreciates his service, not just to the board, but the City of Seneca and Oconee County as well.

*Ms. Myers made a motion, seconded by Mr. Dial, to approve OJRSA Resolution 2025-04 as presented. The motion carried.*

D) Public Session – None.

E) Approval of Minutes:

- Board of Commissioners Meeting of May 5, 2025

*Mr. McLane made a motion, seconded by Mr. Dial, to approve the May 5, 2025 Board Meeting minutes as presented. The motion carried.*

F) Committee and Other Meeting Reports:

- Sewer Feasibility Implementation Ad Hoc Committee Meeting of April 10, 2025 – Ms. Stephens presented the report to the Commission. *\*See attached minutes.*

*Ms. Myers made a motion, seconded by Mr. Parris, to accept the April 10, 2025 Sewer Feasibility Implementation Ad Hoc Committee Meeting minutes as presented. The motion carried.*

- Operations & Planning Committee Meeting of May 21, 2025 – Mr. Dial presented the report to the Commission. *\*See attached minutes.*

*Mr. Parris made a motion, seconded by Mr. McLane, to approve the May 21, 2025 Operations & Planning Meeting minutes as presented. The motion carried.*

- Finance & Administration Committee Meeting of May 27, 2025 – Ms. Myers presented the report to the Commission. *\*See attached minutes*

*Ms. Myers made a motion, seconded by Mr. McKee, to approve the May 27, 2025 Finance & Administration Meeting minutes as presented. The motion carried.*

G) Secretary/Treasurer's Report (Exhibit A) – Ms. Stephens presented the Secretary/Treasurer's Report to the board.

*Mr. Dial made a motion, seconded by Mr. Hinkle, to approve the Secretary/Treasurer's Report as presented. The motion carried.*

H) Presentation and Discussion Items – None.

I) Action Items:

1. Public Hearing Regarding Resolution 2025-05 Adoption of Fiscal Year 2026 Comprehensive Budget and Fee Schedule (Exhibits D and E) – Mr. Bronson stated this was to open public discussion about the new fiscal year budget.

*Ms. Myers made a motion, seconded by Mr. Hinkle, to open a public hearing to discuss Resolution 2025-05 Adoption of Fiscal Year 2026 Comprehensive Budget and Fee Schedule (Exhibits D and E). The motion carried.*

*There were no public comments.*

*Mr. Parris made a motion, seconded by Mr. McLane, to close the public hearing. The motion carried.*

2. Approve Resolution 2025-05 Adoption of Fiscal Year 2026 Comprehensive Budget and Fee Schedule (Exhibits D and E) – Mr. Bronson thanked the Finance & Administration Committee for vetting the budget and thanked Mr. Eleazer for doing a good job putting the budget together with the memo explaining it.

*Mr. Hinkle made a motion, seconded by Mr. Dial, to approve Resolution 2025-05 as presented. The motion carried.*

- 3. Consider Appointing Scott McLane as Interim Chair of the Operations & Planning Committee, Which Will Also Include Serving as a Representative on the Executive Committee** – Mr. Bronson asked the Executive Director if this had to be done by vote. Mr. Eleazer replied that the Board Chair had the ability to appoint this. Mr. Eleazer added that Mr. Faires suggested Mr. McLane in order to keep the committee with equal representation from each of the Member Cities.

Mr. Bronson declared that Mr. McLane serve as the Operations and Planning Committee Chair, which includes serving as a representative on the Executive Committee.

- 4. Consider Canceling the July 7, 2025 Board of Commissioners Meeting** – Mr. Eleazer explained how he is requesting this, as he and his wife are celebrating their 25<sup>th</sup> anniversary in July and want to do something special. He added that July board meetings are generally slow.

***Ms. Myers made a motion, seconded by Mr. McLane, to cancel the July 7, 2025 board meeting. The motion carried.***

**J) Executive Director's Discussion and Compliance Matters** – Mr. Eleazer reported on the following:

**1. Environmental and Regulatory Compliance Matters:**

Perkins Creek Force Main Break – The OJRSA had a break on the Perkins Creek force main. Approximately 145,000 gallons were spilled. The OJRSA observed the typical protocol, including public notice and a water quality advisory. The OJRSA Operations Director, Mr. Kyle Lindsay, worked with Ms. Amy Towe of the SC Department of Environmental Services (SCDES) to make sure their protocol was followed; Ms. Towe even visited the site afterwards.

Mr. Eleazer added there is still some cleanup to do involving backfilling the excavation which had been postponed due to the ground being so wet. Mr. Lindsay added that the contractor was there today and took a couple of loads; however, the ground is still very wet, so they will return on Wednesday to try again.

Mr. Eleazer said he looked back in the records and found out that this is the first break on this force main. He said this is amazing being that the pipe is as large and old as it is, but also with the issues in the sewer system in other areas due to corrosive soils affecting the ductile iron pipes. The OJRSA is trying to figure out what happened here to cause this break.

Speeds Creek Force Main Break – On the Friday before Memorial Day Weekend, at 4:00 p.m., the OJRSA received a call from Mr. Chris Morgan from Seneca Light & Water that there was another break on the Speeds Creek force main. The OJRSA got the flow diverted to the Martin Creek emergency holding tank. The spill was limited to an estimated 4,000 gallons, and some made it to the waterway. SCDES was notified on this spill as well.

Mr. Eleazer stated that the budget the board just approved today includes the engineering and easement portion for the replacement of this Speeds Creek force main.

Odor Issues – Mr. Eleazer said he believes everyone on the board knows about the odor complaints from the homeowners in the Cross Creek Subdivision and that some of the board members may have gotten contacted personally. The OJRSA believes the odor stemmed from the waste being received from the Love's Truck Stop treatment plant, because the OJRSA has not received a complaint since the day after the OJRSA stopped accepting the waste (approximately 4 weeks ago).

Mr. Eleazer said he investigated the OJRSA's response to the complaints, and he believes everyone but one was called back. He stated one call was received while OJRSA Records Clerk, Ms. Amanda Kelley, was on the other phone line with another odor complaint call for the same area. This one caller did not ask to receive a call back but just wanted to ensure the situation was being looked into.

Mr. Dial asked how long of a section of the pipe was broken and Mr. Lindsay said three (3) feet. Mr. Dial then asked if the easement was in place before the golf course was put in; Mr. Eleazer said yes. Mr. Dial asked if the right-of-way takes precedence over everything, because it belongs to the Sewer Authority and Oconee County. Mr. Eleazer replied that the OJRSA has the legal means to access it, but the property itself still belongs to the owner. If the line becomes abandoned, the



OJRSA can abandon the easement as well. The Director added that the area of the spill was in the easement located in the woods and several hundred yards away from the golf course.

NPDES Permit Update – The OJRSA received a draft copy of the permit. The OJRSA provided comments back to SCDES in the middle of the month and asked for consideration for the peracetic acid feed to replace chlorine. This is still being considered, but it is unknown the timeline to receive their comments back.

**Miscellaneous (If Any)** – Mr. Dial asked if the Speeds Creek Force Main was on the priority list; Mr. Eleazer said yes.

Mr. Bronson asked Mr. Lindsay if there were any other projects, other than the Speeds Creek force main, that he would like to highlight that will be done as a priority next year. Mr. Lindsay replied there is work to be done at the plant to return it to its full treatment capacity of 7.8 million gallons per day, including gate and pump replacements. Mr. Eleazer added that, including the SCIP money, the OJRSA is looking at putting \$4,900,000 into the treatment plant in FY2026.

Mr. Dial made a comment about the OJRSA losing staff due to pay wages. Mr. Eleazer stated that operators have left the OJRSA to work in Greenville and make seven dollars (\$7.00) more an hour doing the exact same job.

**K) Commissioners' Discussion** – None.

**L) Upcoming Meetings:**

1. **Sewer Feasibility Implementation Ad Hoc Committee** – Monday, June 16, 2025 at 9:00 a.m.
2. **Operations & Planning Committee** – Wednesday, June 18, 2025 at 8:30 a.m.
3. **Finance & Administration Committee** – Tuesday, June 24, 2025 at 9:00 a.m.
4. **Board of Commissioners** – Monday, July 7, 2025 at 4:00 p.m. *(if not canceled at today's meeting)*

*NOTE: The July 7, 2025 board meeting was cancelled earlier in the meeting.*

**M) Adjourn** – Mr. Bronson adjourned the meeting at 4:40 p.m.

Approved By:

\_\_\_\_\_  
Kevin Bronson, OJRSA Commission Chair

Approved By:

\_\_\_\_\_  
Lynn M. Stephens, OJRSA Secretary/Treasurer

Approved By:

\_\_\_\_\_  
Christopher R. Eleazer, OJRSA Executive Director

Notification of the meeting was distributed on May 9, 2025 to *Upstate Today*, *Anderson Independent-Mail*, *Westminster News*, *Keowee Courier*, WGOG Radio, WSNW Radio, City of Seneca Council, City of Walhalla Council, City of Westminster Council, Oconee County Council, SC DHEC, [www.ojrsa.org](http://www.ojrsa.org), and posted at the OJRSA Administration Building.

**\*ATTACHMENTS STARTING NEXT PAGE**





**Board of Commissioners Meeting**  
OJRSA Operations & Administration Building  
Lamar Bailes Board Room  
June 2, 2025 at 4:00 PM

OJRSA commission and committee meetings may be attended in person at the address listed above. The OJRSA will also broadcast meetings live on its YouTube channel at [www.youtube.com/@OconeeJRSA](http://www.youtube.com/@OconeeJRSA) (if there is a technical issue preventing the livestreaming of the meeting, then a recording will be published on the channel as soon as possible). For those not able to attend in person, then the OJRSA Board or Committee Chair will accept public comments by mail (623 Return Church Rd, Seneca, SC 29678) or at [info@ojrsa.org](mailto:info@ojrsa.org). Comments must comply with the public session instructions as stated on the meeting agenda and will be received up until one hour prior to the scheduled meeting. If there is not a public session scheduled for a meeting, then comments shall not be accepted.

**Agenda**

- A. Call to Order** – Kevin Bronson, Board Chair
- B. Invocation and Pledge of Allegiance** – Led by Commissioner Laramie Hinkle
- C. Special Recognition Action Items** – Kevin Bronson, Board Chair
  - 1. Approve OJRSA Resolution 2025-03 Appreciation for the OJRSA Ad Hoc Sewer Feasibility Implementation Committee (Exhibit A)
  - 2. Approve OJRSA Resolution 2025-04 Recognition Honoring the Service of Commissioner Bob Faires (Exhibit B)
- D. Public Session** – **THERE WILL BE A DEDICATED PUBLIC HEARING FOR THE FY 2026 COMPREHENSIVE BUDGET AND UPDATE TO THE SCHEDULE OF FEES – SEE AGENDA ITEM I.1**  
Receive comments relating to topics that may or may not be on this agenda. Session is limited to a maximum of 30 minutes with no more than 5 minutes per speaker.
- E. Approval of Minutes**
  - Board of Commissioners Meeting of May 5, 2025
- F. Committee and Other Meeting Reports**
  - Sewer Feasibility Implementation Ad Hoc Committee Meeting of April 10, 2025 – Lynn Stephens, Secretary/Treasurer **Minutes were approved by the ad hoc committee at the May 8, 2025 meeting**
  - Operations & Planning Committee Meeting of May 21, 2025 – David Dial, Committee Member
  - Finance & Administration Committee Meeting of May 27, 2025 – Celia Myers, Committee Chair
- G. Secretary/Treasurer's Report** (Exhibit C) – Lynn Stephens, Secretary/Treasurer
- H. Presentation and Discussion Items** [May include vote and/or action on matters brought up for discussion]
  - None
- I. Action Items**
  - 1. Public hearing regarding Resolution 2025-05 Adoption of Fiscal Year 2026 Comprehensive Budget and Fee Schedule (Exhibits D and E) – Led by Kevin Bronson, Board Chair
  - 2. Approve Resolution 2025-05 Adoption of Fiscal Year 2026 Comprehensive Budget and Fee Schedule (Exhibits D and E) – Kevin Bronson, Board Chair
  - 3. Consider appointing Scott McLane as interim chair of the Operations & Planning Committee, which will also include serving as a representative on the Executive Committee – Kevin Bronson, Board Chair
  - 4. Consider canceling the July 7, 2025 Board of Commissioners meeting – Chris Eleazer, Director
- J. Executive Director's Discussion and Compliance Matters** – Chris Eleazer, Director
  - 1. Environmental and regulatory compliance matters
  - 2. Miscellaneous (if any)
- K. Commissioners' Discussion** – Led by Kevin Bronson, Board Chair  
Discussion can be related to matters addressed in this meeting or for future consideration by the Board or Committee. Voting is not permitted during this session.
- L. Upcoming Meetings** All meetings to be held in the OJRSA Lamar Bailes Board Room unless noted otherwise.

- Sewer Feasibility Implementation Ad Hoc Committee – June 16, 2025 at 9:00 AM
- Operations & Planning Committee – June 18, 2025 at 8:30 AM
- Finance & Administration Committee – June 24, 2025 at 9:00 AM
- Board of Commissioners – July 7, 2025 at 4:00 PM *if not canceled at today's board meeting*

**M. Adjourn**





## **RESOLUTION 2025-03**

### **Appreciation for the OJRSA Ad Hoc Sewer Feasibility Implementation Committee**

**A RESOLUTION EXPRESSING GRATITUDE TO THE MEMBERS OF THE AD HOC SEWER FEASIBILITY IMPLEMENTATION COMMITTEE AND VARIOUS PROFESSIONAL CONSULTANTS AND ADVISORS FOR THEIR WORK TOWARD THE PLANNED RECONSTITUTION OF THE OCONEE JOINT REGIONAL SEWER AUTHORITY.**

**WHEREAS**, the Oconee Joint Regional Sewer Authority, South Carolina (the “Authority”) was created in 2007 by the Cities of Seneca, Walhalla, and Westminster under the South Carolina Joint Authority Water and Sewer Systems Act to manage and facilitate regional wastewater services within Oconee County; and

**WHEREAS**, the Authority recognizes the importance of continuously evaluating its governance structure, operational capabilities, and long-term sustainability to ensure the efficient delivery of services to its member municipalities and their citizens; and

**WHEREAS**, the Ad-Hoc Sewer Feasibility Implementation Committee (the “Committee”) was formed to provide thoughtful and expert guidance on the reconstitution of the Authority, with the goal of enhancing regional coordination, governance, and service delivery; and

**WHEREAS**, the Committee, consisting of Joel Jones, Graham Rich, Amanda Brock, Chris Eleazer, Scott McLane, Celia Myers, Scott Parris, Sue Schneider, Rivers Stilwell, and Scott Willett, worked diligently and collaboratively over an extended period, contributing their knowledge, experience, and vision to this vital effort; and

**WHEREAS**, the Committee was ably supported and advised by representatives from the Appalachian Council of Governments (Chip Bentley), WK Dickson & Co., Inc. (Angie Mettlen), Bolton & Menk, Inc. (Katherine Amidon), and Pope Flynn, LLC (Lawrence Flynn), whose technical, planning, and legal expertise proved invaluable; and

**WHEREAS**, the Authority deeply appreciates the Committee’s and advisors’ contributions and acknowledges that the future success of the Authority will be directly attributable to the dedication, hard work, and professionalism of this team; and

**WHEREAS**, the Authority intends to fully utilize the work product of the Committee as it embarks upon the next phase of the reconstitution process - the successful implementation of the recommendations and strategies identified in the Committee’s report.

**NOW, THEREFORE, BE IT RESOLVED** by the Board of Commissioners of the Oconee Joint Regional Sewer Authority, as follows:

1. The Authority hereby expresses its sincere and profound gratitude to each member of the Committee and their supporting advisors for their extraordinary service, expertise, and commitment to the future of regional wastewater management in Oconee County.
2. The Authority affirms its intention to carry forward the work of the Committee by undertaking the implementation of the report’s recommendations, and remains committed to transparency, collaboration, and effectiveness as it enters this new chapter.

**RESOLUTION 2025-03 Appreciation for the OJRSA Ad Hoc Sewer  
Feasibility Implementation Committee**  
June 2, 2025

Page 2 of 2

3. A copy of this Resolution shall be provided to each member and advisor in recognition of their essential role in supporting the continued advancement of the Authority's mission.

**Done and adopted** by the Oconee Joint Regional Sewer Authority Board of Commissioners, Seneca, South Carolina on this 2nd day of June 2025.

\_\_\_\_\_  
**Kevin Bronson, Chairman**  
OJRSA Board of Commissioners

Attest: \_\_\_\_\_

**Lynn Stephens, Secretary/Treasurer**  
OJRSA Board of Commissioners -and-  
OJRSA Office Manager

&lt;seal&gt;





## **RESOLUTION 2025-03**

### **Appreciation for the OJRSA Ad Hoc Sewer Feasibility Implementation Committee**

**A RESOLUTION EXPRESSING GRATITUDE TO THE MEMBERS OF THE AD HOC SEWER FEASIBILITY IMPLEMENTATION COMMITTEE AND VARIOUS PROFESSIONAL CONSULTANTS AND ADVISORS FOR THEIR WORK TOWARD THE PLANNED RECONSTITUTION OF THE OCONEE JOINT REGIONAL SEWER AUTHORITY.**

**WHEREAS**, the Oconee Joint Regional Sewer Authority, South Carolina (the “Authority”) was created in 2007 by the Cities of Seneca, Walhalla, and Westminster under the South Carolina Joint Authority Water and Sewer Systems Act to manage and facilitate regional wastewater services within Oconee County; and

**WHEREAS**, the Authority recognizes the importance of continuously evaluating its governance structure, operational capabilities, and long-term sustainability to ensure the efficient delivery of services to its member municipalities and their citizens; and

**WHEREAS**, the Ad-Hoc Sewer Feasibility Implementation Committee (the “Committee”) was formed to provide thoughtful and expert guidance on the reconstitution of the Authority, with the goal of enhancing regional coordination, governance, and service delivery; and

**WHEREAS**, the Committee, consisting of Joel Jones, Graham Rich, Amanda Brock, Chris Eleazer, Scott McLane, Celia Myers, Scott Parris, Sue Schneider, Rivers Stilwell, and Scott Willett, worked diligently and collaboratively over an extended period, contributing their knowledge, experience, and vision to this vital effort; and

**WHEREAS**, the Committee was ably supported and advised by representatives from the Appalachian Council of Governments (Chip Bentley), WK Dickson & Co., Inc. (Angie Mettlen), Bolton & Menk, Inc. (Katherine Amidon), and Pope Flynn, LLC (Lawrence Flynn), whose technical, planning, and legal expertise proved invaluable; and

**WHEREAS**, the Authority deeply appreciates the Committee’s and advisors’ contributions and acknowledges that the future success of the Authority will be directly attributable to the dedication, hard work, and professionalism of this team; and

**WHEREAS**, the Authority intends to fully utilize the work product of the Committee as it embarks upon the next phase of the reconstitution process - the successful implementation of the recommendations and strategies identified in the Committee’s report.

**NOW, THEREFORE, BE IT RESOLVED** by the Board of Commissioners of the Oconee Joint Regional Sewer Authority, as follows:

1. The Authority hereby expresses its sincere and profound gratitude to each member of the Committee and their supporting advisors for their extraordinary service, expertise, and commitment to the future of regional wastewater management in Oconee County.
2. The Authority affirms its intention to carry forward the work of the Committee by undertaking the implementation of the report’s recommendations, and remains committed to transparency, collaboration, and effectiveness as it enters this new chapter.

3. A copy of this Resolution shall be provided to each member and advisor in recognition of their essential role in supporting the continued advancement of the Authority's mission.

**Done and adopted** by the Oconee Joint Regional Sewer Authority Board of Commissioners, Seneca, South Carolina on this 2nd day of June 2025.



**Kevin Bronson, Chairman**  
OJRSA Board of Commissioners

Attest:



**Lynn Stephens, Secretary/Treasurer**  
OJRSA Board of Commissioners -and-  
OJRSA Office Manager

<seal>

**RESOLUTION 2025-04****Recognition Honoring the Service of Commissioner Bob Faires****A RESOLUTION OF THE OCONEE JOINT REGIONAL SEWER AUTHORITY OF SENECA, SOUTH CAROLINA, TO HONOR THE MERITORIOUS SERVICE OF COMMISSIONER BOB FAIRES.**

The Board of Commissioners of the Oconee Joint Regional Sewer Authority does hereby resolve as follows:

**WHEREAS**, Commissioner Robert (“Bob”) William Faires III sought to provide a higher quality of life by protecting the natural resources that God has bestowed upon Oconee County while supporting commercial and industrial growth through the creation of better jobs and economic development opportunities; and

**WHEREAS**, Commissioner Faires served as a representative for the City of Seneca on the Oconee Joint Regional Sewer Authority’s Board of Commissioners since November 2011; and

**WHEREAS**, Commissioner Faires also served his community by leading Seneca Light & Water through numerous improvements during his tenure, which included the expansion and modernization of the water treatment plant and the extension of sewer service to Oconee Nuclear Station and the Village of Newry; and

**WHEREAS**, Commissioner Faires assisted in leading the efforts for the City of Seneca and Seneca Light & Water’s recovery from the devastation caused by numerous natural disasters during his time as the City’s Director of Utilities, including the April 2020 EF3 tornado and Hurricane Helene in September 2024;

**NOW, THEREFORE, BE IT RESOLVED BY THE OCONEE JOINT REGIONAL SEWER AUTHORITY BOARD OF COMMISSIONERS** that we hereby honor and commend Commissioner Bob Faires for his thirteen and a half years of faithful service to the Authority and extend our best wishes that he may enjoy many happy, healthful, and rewarding years in his richly merited retirement from Seneca Light & Water; and

**BE IT FURTHER RESOLVED** that a copy of this resolution be memorialized in the minutes of the Oconee Joint Regional Sewer Authority Board of Commissioner Meeting Minutes.

Passed and adopted by the Oconee Joint Regional Sewer Authority Board of Commissioners, Seneca, South Carolina on this 2nd day of June 2025.

---

**Kevin Bronson, Chairman**

OJRSA Board of Commissioners

Attest:

---

**Lynn Stephens, Secretary/Treasurer**

OJRSA Board of Commissioners -and-  
OJRSA Office Manager







## RESOLUTION 2025-04

### Recognition Honoring the Service of Commissioner Bob Faires

**A RESOLUTION OF THE OCONEE JOINT REGIONAL SEWER AUTHORITY OF SENECA, SOUTH CAROLINA, TO HONOR THE MERITORIOUS SERVICE OF COMMISSIONER BOB FAIRES.**

The Board of Commissioners of the Oconee Joint Regional Sewer Authority does hereby resolve as follows:

**WHEREAS**, Commissioner Robert ("Bob") William Faires III sought to provide a higher quality of life by protecting the natural resources that God has bestowed upon Oconee County while supporting commercial and industrial growth through the creation of better jobs and economic development opportunities; and

**WHEREAS**, Commissioner Faires served as a representative for the City of Seneca on the Oconee Joint Regional Sewer Authority's Board of Commissioners since November 2011; and

**WHEREAS**, Commissioner Faires also served his community by leading Seneca Light & Water through numerous improvements during his tenure, which included the expansion and modernization of the water treatment plant and the extension of sewer service to Oconee Nuclear Station and the Village of Newry; and

**WHEREAS**, Commissioner Faires assisted in leading the efforts for the City of Seneca and Seneca Light & Water's recovery from the devastation caused by numerous natural disasters during his time as the City's Director of Utilities, including the April 2020 EF3 tornado and Hurricane Helene in September 2024;

**NOW, THEREFORE, BE IT RESOLVED BY THE OCONEE JOINT REGIONAL SEWER AUTHORITY BOARD OF COMMISSIONERS** that we hereby honor and commend Commissioner Bob Faires for his thirteen and a half years of faithful service to the Authority and extend our best wishes that he may enjoy many happy, healthful, and rewarding years in his richly merited retirement from Seneca Light & Water; and

**BE IT FURTHER RESOLVED** that a copy of this resolution be memorialized in the minutes of the Oconee Joint Regional Sewer Authority Board of Commissioner Meeting Minutes.

Passed and adopted by the Oconee Joint Regional Sewer Authority Board of Commissioners, Seneca, South Carolina on this 2nd day of June 2025.

  
Kevin Bronson, Chairman  
OJRSA Board of Commissioners

Attest:   
Lynn Stephens, Secretary/Treasurer  
OJRSA Board of Commissioners -and-  
OJRSA Office Manager





## Secretary/Treasurer's Report for Board of Commissioners

Prepared for the June 2, 2025 OJRSA Board of Commissioners Meeting

Cash and investment information stated herein come from bank and other financial records as of: May 29, 2025

### UNRESTRICTED FUNDS CASH AND INVESTMENTS SUMMARY

Account/Fund Name	Cash (\$)	Investments (\$)	Total (\$)
Wholesale Operations & Maintenance (O&M)	359,412	2,940,000	3,299,412
Retail Operations & Maintenance (RO&M)	3,352,140	245,000	3,597,140
<b>TOTAL UNRESTRICTED FUNDS</b>	<b>3,711,552</b>	<b>3,185,000</b>	<b>6,896,552</b>

### RESTRICTED FUNDS CASH AND INVESTMENTS SUMMARY

Account/Fund Name	Cash (\$)	Investments (\$)	Total (\$)
Projects and Contingency (PCF)	465,697		465,697
Wholesale Impact Fund (WIF)	361,050	5,327,000	5,688,050
Retail Impact Fund (RIF)	3,400		3,400
<b>TOTAL RESTRICTED FUNDS</b>	<b>830,147</b>	<b>5,327,000</b>	<b>6,157,147</b>

### Combined Total for All Funds

Cash 4,541,699 Investments 8,512,000 Combined 13,053,699

#### Account Notes:

### DAYS CASH ON HAND

Financial & Accounting Policy Section 2.10(H) states the minimum balances established for OJRSA Wholesale O&M and Retail O&M funds are 120 Days Operating Cash on Hand.

$$\text{Formula for Cash on Hand} = \frac{\text{Cash} + \text{Cash Equivalents}}{(\text{Annual Operating Expense} - \text{Depreciation}) \div 365 \text{ Days}}$$

	Cash on Hand (Days)	Annual Operating Expense minus Depreciation (\$)	Budget Amended During Fiscal Year?		
O&M Fund	180.9	6,657,488	X	NO	YES
RO&M Fund	98.1	13,390,177	X	NO	YES

### INDEPENDENT RECONCILIATION OF ACCOUNTS

All transactions for all funds have been satisfactorily reconciled by an independent accounting firm for the month of April 2025 (mark with an "X" on appropriate line): X YES NO See attached document(s) from accountant.

#### Reconciliation Notes:

Waiting on reconciliation letter from Susan Stamey for March and April 2025 reconciliations.

See next page for more information



INVESTMENTS UPDATE

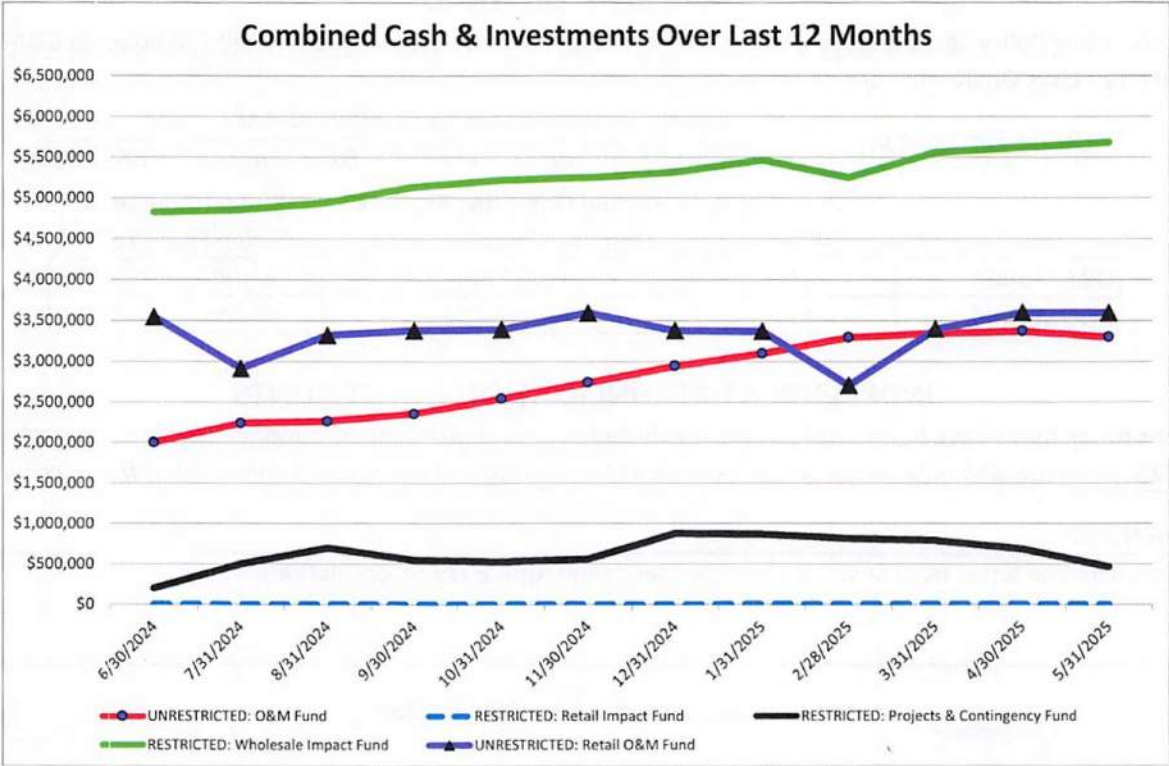
Maturing Investment	%age Rate	Fund Code	Maturity Date	Amount (\$)	To Be Reinvested?	
					YES	NO
Nothing maturing until July					YES	NO
					YES	NO
					YES	NO
					YES	NO
					YES	NO
					YES	NO
					YES	NO
					YES	NO
					YES	NO
					YES	NO
					YES	NO
					YES	NO

Investment Notes:

See additional sheets for investment information and trends

By my signature, to the best of my knowledge, I certify this report is accurate.

  
**Lynn Stephens**  
OJRSA Secretary/Treasurer





## RESOLUTION 2025-05

### Adoption of Fiscal Year 2026 Comprehensive Budget and Fee Schedule

#### A RESOLUTION OF THE OCONEE JOINT REGIONAL SEWER AUTHORITY COMMISSION TO ADOPT A BUDGET FOR THE FISCAL YEAR BEGINNING JULY 1, 2025, THROUGH JUNE 30, 2026; AND OTHER MATTERS RELATED THERETO

**WHEREAS**, the Oconee Joint Regional Sewer Authority, South Carolina (the “Authority”) was established pursuant to Title 6, Chapter 25 of the Code of Laws of South Carolina 1976, as amended, by its three member-municipalities: the City of Seneca, the City of Walhalla, and the City of Westminster under the terms of an Intergovernmental Agreement dated October 31, 2007.

**WHEREAS**, the staff of the Authority has prepared a budget (the “Budget”) for the fiscal year beginning on July 1, 2025 and ending on June 30, 2026 (“Fiscal Year 2026”), the provisions of which establish annual budgets for the Authority’s general fund, projects and contingency fund, wholesale impact fund, retail operations and maintenance fund and retail impact fund.

**WHEREAS**, pursuant to the requirements of Sections 6-1-80 and 6-1-330 of the Code of Laws of South Carolina 1976, as amended (“SC Code”), a public hearing before the Oconee Joint Regional Sewer Authority Commission, as the governing body of the Authority (the “Commission”), was conducted on June 2, 2025 (the “Public Hearing”) on the matter of the adoption of the Budget (as proposed).

**WHEREAS**, the Budget has been presented for the approval of the Commission.

**NOW, THEREFORE**, be resolved by the Oconee Joint Regional Sewer Authority Commission in meeting duly assembled, finds as follows:

SECTION 1: It is hereby appropriated from the Wholesale Operations & Maintenance Fund (General Fund), Projects & Contingency Fund, Wholesale Impact Fund, Retail Operations & Maintenance Fund, and Retail Impact Fund, the following amounts of money for the following respective purposes for and during Fiscal Year 2026, to wit:

#### **WHOLESALE OPERATIONS & MAINTENANCE FUND (GENERAL FUND)**

##### **Appropriations – Budgeted O&M Revenues**

User Fees	\$6,128,172
Other Revenues	631,254
<b>Total Revenues</b>	<b><u>\$6,759,426</u></b>

##### **Appropriations – Budgeted O&M Expenditures**

Administration	\$3,775,898
Conveyance System	964,406
Water Reclamation Facility	1,702,295
Pretreatment	158,565
Laboratory	58,830
Contract Operations	19,432
O&M Capital Improvement Projects	<u>80,000</u>

**RESOLUTION 2025-05 Fiscal Year 2026 Comprehensive Budget and Fee Schedule**  
June 2, 2025

Page 2 of 5

<b>Total Budgeted Expenditures</b>	<b><u>\$6,759,426</u></b>
<b>Increase (Decrease) to Fund Balance</b>	<b>\$0</b>

**PROJECTS & CONTINGENCY FUND (RESTRICTED)**

<b>Appropriations – Budgeted P&amp;C Fund Revenues</b>	
Transfers	\$453,060
Other Revenues	7,773,098
Carryforward Revenues	330,000
<b>Total Revenues</b>	<b><u>\$8,556,158</u></b>
<b>Appropriations – Budgeted P&amp;C Fund Expenditures</b>	
Projects & Contingency Expenses	\$8,556,158
<b>Total Budgeted Expenditures</b>	<b><u>\$8,556,158</u></b>
<b>Increase (Decrease) to Fund Balance</b>	<b>\$0</b>

**WHOLESALE IMPACT FUND (RESTRICTED)**

<b>Appropriations – Budgeted Wholesale Impact Fund Revenues</b>	
Fees	\$800,000
Other	176,000
<b>Total Revenues</b>	<b><u>\$976,000</u></b>
<b>Appropriations – Budgeted Wholesale Impact Fund Expenditures</b>	
Expansion Project Expenses	\$0
<b>Total Budgeted Expenditures</b>	<b><u>\$0</u></b>
<b>Increase (Decrease) to Fund Balance</b>	<b>\$976,000</b>

**RETAIL OPERATIONS & MAINTENANCE FUND (UNRESTRICTED)**

<b>Appropriations – Budgeted Retail O&amp;M Fund Revenues</b>	
User Fees	\$269
Intergovernmental Reimbursement	105,534
<b>Total Revenues</b>	<b><u>\$105,802</u></b>
<b>Appropriations – Budgeted Retail O&amp;M Fund Expenditures</b>	
General	\$105,802
<b>Total Budgeted Expenditures</b>	<b><u>\$105,802</u></b>
<b>Increase (Decrease) to Fund Balance</b>	<b>\$0</b>

SECTION 2: The appropriations described in Section 1 above represent a summary of the anticipated revenues and expenditures for each of the Authority's major funds – Wholesale Operations & Maintenance Fund (General Fund), Projects & Contingency Fund, Wholesale Impact Fund, Retail Operations & Maintenance Fund, and Retail Impact Fund. The full Budget, with particular details and provisos, is fully described in the document entitled the "FY 2026 Comprehensive Budget" (the "Budget Plan"), which is hereby incorporated by reference as part of this Resolution as if fully set forth herein, is hereby adopted.

**RESOLUTION 2025-05 Fiscal Year 2026 Comprehensive Budget and Fee Schedule**  
June 2, 2025

Page 3 of 5

SECTION 3: As necessary, the Executive Director of the Authority (including any interim, acting, or temporary Executive Director, as applicable) (the "Executive Director") or the Executive Director's designee shall administer the Budget Plan and may authorize the transfer of appropriated funds within and between departments as necessary to achieve the goals of the Budget; however, no funds may be transferred between any fund without action being taken by the Commission, acting by Resolution.

SECTION 4: All of the Authority's fund balance reserves (both encumbered and unencumbered funds) as of June 30, 2025, shall be added into the Budget for Fiscal Year 2026 and applied under the Budget Plan. These designated monies may be properly invested pending any planned expenditure as set forth in the Budget Plan.

SECTION 5: (a) Monies received from governmental grants shall accrue only to the appropriate fund as set forth in the Budget Plan. Should grant funds be applied for or received after the beginning of Fiscal Year 2026 and thereby not be recited in the Budget Plan, then, by passage of any approval resolution of the Commission or other action item of the Commission authorizing the grant application and expenditures, the necessary funds may be created or supplemented, as necessary, to provide a mechanism for the receipt and expenditure of these monies. However, any such funding shall be specifically limited to the purposes for which the grant was awarded.

(b) The Budget appropriates sufficient revenues to fund the Authority's capital program. The capital program may be funded from the issuance of debt and other sources made available for pay-as-you-go financing by the Authority.

SECTION 6: (a) The Executive Director is authorized to enter into contracts if the total contract amount is less than or equal to the budget line item or project budget as approved by Commission under the terms of the Budget.

(b) Contracts necessary to expend monies appropriated in the Budget, when not specifically permitted by the Budget Plan, are hereby authorized upon the approval of such contract by a resolution of the Commission.

SECTION 7: The foregoing Authority operation appropriations have been detailed by the Commission into line-item accounts for each department. The detailed appropriation by account and budget narrative contained separately is hereby enacted as part of this Resolution.

SECTION 8: (a) Encumbrances in each fund at June 30, 2025, representing obligations made against 2024-2025 appropriations (the "Fiscal Year 2025 Comprehensive Budget" or "Fiscal Year 2025 Budget") outstanding as of that date, are hereby reappropriated and the appropriations shall be distributed to the budgetary accounts under which the expenditures will be charged during the Fiscal Year 2026 budget year as such obligations are satisfied, provided that such encumbrances, when taken together with the Fiscal Year 2025 Budget expenditures, do not cause any fund to exceed its budgetary authorization for the year ended June 30, 2025.

(b) For each fund in which a reappropriation occurs, the amount of funds appropriated hereunder shall be established in that fund as "Carryforward from Previous Year."

(c) For each fund in which the Budget includes the use of fund balance; the amount of the fund balance so used shall be identified as "Fund Transfer In."

**RESOLUTION 2025-05 Fiscal Year 2026 Comprehensive Budget and Fee Schedule**  
June 2, 2025

Page 4 of 5

(d) Appropriations for grants, the authorization for which extends beyond the end of Fiscal Year 2025 Budget, shall not lapse at the end on June 30, 2025. Any such grant authorizations remaining at the end of a fiscal year shall be reappropriated pursuant to the conditions of the respective grant agreements and utilized in Fiscal Year 2026 in accordance with their respective terms.

(e) Appropriations for active projects resulting in restrictions or commitments of fund balances shall be identified by appropriate titles in the financial statements of the affected funds.

SECTION 9: The Executive Director was authorized and made public advertisement of the Public Hearing prior to the passage of this Resolution. The notice of Public Hearing, in the form and format required by Sections 6-1-80 and 6-1-330 of the SC Code, as applicable, was timely published in *The Journal*, which is a newspaper of general circulation in Oconee County. All interested parties were given an opportunity to speak in favor of or against this Resolution.

SECTION 10: A full schedule of the rates and fees ("Schedule of Fees") applicable to the Authority, including impact and capacity fees, special treatment fees, and other applicable fees, is detailed in the Schedule of Fees attached hereto as Exhibit A, the entirety of which is included herein by reference and has been projected in revenues for purposes of the Budget.

SECTION 11: All actions of the Executive Director and other Authority staff regarding the Public Hearing and drafting, execution, and delivery of the Budget Plan are ratified, approved, and confirmed. Further, the Executive Director and Authority staff shall be authorized to do all things necessary to implement the provisions of the Budget Plan.

SECTION 12: If for any reason any provision of this Resolution, or its applications to any circumstance, is invalidated by a court of competent jurisdiction, the remaining portions of this Resolution shall remain in full force and effect.

SECTION 13: All resolutions or parts of resolutions inconsistent or in conflict with the provisions of this Resolution are hereby repealed to the extent of the conflict or inconsistency.

**DONE AND ADOPTED AT A MEETING DULY HELD THIS 2ND DAY OF JUNE 2025.**

OCONEE JOINT REGIONAL SEWER AUTHORITY,  
SOUTH CAROLINA

---

**Kevin Bronson, Chair**  
OJRSA Board of Commissioners

Attest: \_\_\_\_\_  
**Lynn Stephens, Secretary/Treasurer**  
OJRSA Board of Commissioners -and-  
OJRSA Office Manager

<seal>

**RESOLUTION 2025-05 Fiscal Year 2026 Comprehensive Budget and Fee Schedule**  
June 2, 2025

Page 5 of 5

**Exhibit A**

*Attached beginning on following page*





# SCHEDULE OF FEES

Effective July 1, 2025

## **CONTENTS**

<b>ADOPTION AND APPROVAL AS POLICY .....</b>	<b>1</b>
ADOPTION .....	1
NON-SUBSTANTIVE CHANGES TO POLICY .....	1
<b>DEFINITIONS, ACRONYMS, AND FORMAT .....</b>	<b>1</b>
DEFINITIONS .....	1
ACRONYMS AND ABBREVIATIONS .....	3
DOCUMENT FORMAT .....	3
SERVICE AREA MAP .....	4
<b>SECTION 1 RESIDENTIAL USER RATES .....</b>	<b>4</b>
<b>SECTION 2 NONRESIDENTIAL USER RATES .....</b>	<b>5</b>
2.1 GENERAL NONRESIDENTIAL USER FEES .....	5
2.2 SPECIAL PRETREATMENT FEES .....	5
2.3 INDUSTRIAL AND OTHER NONRESIDENTIAL USER FEES .....	6
2.4 INDUSTRIAL PRETREATMENT BILLING EXPENSE BILLING .....	7
2.5 HAULED WASTE PROGRAM FEES .....	8
<b>SECTION 3 IMPACT FEES .....</b>	<b>8</b>
<b>SECTION 4 ENGINEERING, CONNECTION, AND INSPECTION FEES .....</b>	<b>9</b>
<b>SECTION 5 CONTRACT SERVICES PROVIDED FOR NON-WHOLESALE OJRSA WASTEWATER SYSTEMS (INCLUDING RETAIL SEWER SYSTEM) .....</b>	<b>12</b>
5.1 ROUTINE WORK .....	12
5.2 NONROUTINE WORK .....	12
<b>SECTION 6 OTHER FEES AND FINES .....</b>	<b>13</b>
6.1 FINANCIAL AND LATE FEES .....	13
6.2 FREEDOM OF INFORMATION ACT FEES .....	13
6.3 PENALTIES AND FINES .....	14
<b>SECTION 7 APPEAL OF FEES .....</b>	<b>14</b>
<b>ENDNOTES (COMMENTS, EXAMPLES, AND FEE JUSTIFICATION) .....</b>	<b>15</b>
<b>REVISION HISTORY .....</b>	<b>17</b>

**OJRSA Schedule of Fees**

July 1, 2025

**Adoption and Approval as Policy****Adoption**

The *OJRSA Schedule of Fees* (Policy) shall become effective on July 1, 2025 in accordance with *OJRSA Resolution 2025-05*.

These fees shall be in full force and effect from and after passage, approval, and publication, as provided by law.

**Non-substantive Changes to Policy**

Certain portions of this Policy, such as additions and/or corrections to internet addresses and links, illustrations, referenced forms, and as noted elsewhere within may be updated as necessary by the OJRSA Executive Director without being considered a substantive change to this Policy. Non-substantive changes shall not be documented in the Revision History table.

**Definitions, Acronyms, and Format**

This section of the *OJRSA Schedule of Fees* contains definitions, acronyms, abbreviations, and formatting that are specific to this document.

**Definitions**

Administrative Fee shall mean a fee that covers employee time spent on a task, time researching a project, meetings with consultants, preparing invoices or records, travel, basic postage and copies, etc. *Note: This fee is separate from the Administrative Pretreatment Fee.*

Administrative Pretreatment Fee shall mean a fee that covers general labor and incidental costs incurred by OJRSA, including those serving in agency's pretreatment program and other OJRSA staff as necessary, as well as general use materials used by the program (e.g., fuel for vehicles, general office supplies, electricity and other utilities for program, etc.). If specific industries require substantial time by other OJRSA staff, then the industries the work is performed for shall be billed for this time based on the median hourly wages of the lowest pay classification staff member(s) who have the necessary skills and training to perform the tasks along with all other costs associated with the task.

Board shall mean the OJRSA Board of Commissioners.

Calendar Day shall mean all days, including weekends and holidays.

Capacity Permit shall mean a Permit for OJRSA Wastewater System Capacity (or other document that serves this purpose) issued to a User or facility after January 1, 1990.

Commercial shall mean a company or organization occupied with or engaged in commerce or work intended for commerce. Examples include food service establishments, grocery stores, banks, hotels, office space, retail shops, multi-family developments, etc.

Customer shall mean a User who, according to the records of a Member City, Town of West Union, Oconee County, or the OJRSA, receives wastewater service at a site that is directly or indirectly served by the OJRSA via a sewer service connection.

Domestic Wastewater shall mean wastewater that originates from activities such as restroom usage, bathing, food preparation, laundry, etc.

Equivalent Residential Unit shall mean unit of measure used to express the amount of wastewater discharged by a typical fulltime single family residence. The OJRSA considers one ERU to equal the current gallons per day for residences (or single family residence or equivalent thereof) as listed in the current version of *South Carolina Regulation 61-67 Appendix A Unit Contributory Loadings to All Domestic Wastewater Treatment Facilities*.

Fiscal Year shall mean the accounting period for which the OJRSA operates, which is July 1 through June 30.

FOG Control Device shall mean FOG interceptors, FOG traps, or other OJRSA approved means of removing fats, oils, and grease from the wastewater conveyance and treatment system.

## OJRSA Schedule of Fees

July 1, 2025

FOG Generator shall mean facilities that generate fats, oils, and grease.

Hauled Waste shall mean transported waste materials and products including, but not limited to waste from vessels, chemical and/or portable toilets, campers, trailers, septic tanks, FOG interceptors, FOG traps, and vacuum pump tank trucks.

Illegal Tap shall mean any tap or connection made on an OJRSA pipe, manhole, or other facility without written authorization from the OJRSA is considered an illegal tap. The property owner as identified by Oconee County tax records as of the date the connection was discovered is responsible for these costs. Deficiencies are defined as any methods and/or materials that are not approved by the OJRSA in its current version of the *OJRSA Sewer Use Regulation*, *OJRSA Development Policy*, or other OJRSA policy. Illegal connections are also subject to South Carolina Code of Law Title 6 Section 11-280 and others as appropriate.

Impact Fee shall mean the initial charge for the allocation of wastewater treatment and transportation capacity based upon the greater of the user's permitted or projected volume of wastewater discharge or contribution to the system. The collection and use of these fees are governed by the *OJRSA Impact Fee Policy*.

Industrial User (or Industrial) shall mean a user that introduces pollutants from any non-domestic wastewater source as regulated by the Federal Water Pollution Control Act (also known as the Clean Water Act), Title 40 of the Code of Federal Regulations, and/or applicable state/local laws and regulations.

Institution (or Institutional) shall mean an organization that provides services to the public or a specific sector of the public. Examples include schools, places of worship, medical facilities, prisons, etc.

Landfill Leachate shall mean a liquid that is formed when fluid from any source (e.g., rain, groundwater, wet paint, etc.) filters through wastes placed in a landfill. When this fluid comes in contact with buried wastes, it leaches, or draws out, chemicals or constituents from those wastes.

May is permissive. Shall is mandatory and requires compliance.

Master Meter shall mean a water meter that serves multiple tenants. This practice is often utilized in conjunction with multi-family developments (e.g., apartments, condominiums, etc.), subdivisions, and mobile home parks but can include other types of users.

Member Cities shall mean the cities of Seneca, Walhalla, and Westminster and others as defined by legally binding Intergovernmental Agreement(s).

Multi-Family Development shall mean a structure or complex of buildings intended for multiple families to reside in for extended periods of time. Examples include apartments, townhomes, condominiums, duplexes/multiplexes, etc. *Multi-family developments where each residential unit is served by its own water meter is considered a Residential User.*

Non-Domestic Wastewater shall mean wastewater from the production, manufacturing, or processing operations of certain Nonresidential Users, the discharge of which exceeds normal domestic wastewater maximum allowable concentration limits.

Nonresidential User (or Nonresidential) shall mean any use other than a Residential User, which may include, but is not limited to: Food Service Establishments, Industrial Users, health care facilities, religious establishments, educational facilities, assisted living facilities, office facilities, and other commercial establishments. *It shall also include apartments, condominiums, and other multi-unit housing complexes served by a Master Meter and/or with a common sewer service lateral or system serving multiple units prior to connecting with a public sewer.*

Nonroutine Work shall mean any work performed that is not defined as Routine Work, including work performed outside of normal business hours and emergency underground utility locates. *Complaint investigations are considered Nonroutine Work.*

Oconee County Sewer Commission shall mean an autonomous commission of Oconee County government and predecessor of the Oconee Joint Regional Sewer Authority.

Residential User (or Residential) shall mean an independent residential structure that sits on its own land and is intended to be used as a single unit with unshared utilities. Includes traditional detached homes, mobile homes, Multi-Family Developments (*if units have individual sewer plumbing that is not combined prior to connection to the public sewer system*), and recreational vehicle ("RV")/camper site with an individual water meter and sewer connection. It shall not include those served by a Master Meter or those defined as a Nonresidential User.

Retail Service Area shall mean the area where the OJRSA provides the following services for customers within this area: wastewater collection, trunk conveyance, and treatment. These services may be provided on systems which the OJRSA

## OJRSA Schedule of Fees

July 1, 2025

owns or operates as a contractor for a separate owner. These areas are not owned, operated, nor maintained by a Member City. See Figure 1 (page 4) for more information.

Routine Work shall mean all work performed regularly, repeatedly, and according to a standard procedure. This work is (or can be) scheduled and is performed during normal business hours and includes, but is not limited to: general site inspections, preventative maintenance of equipment, maintenance or replenishment of chemical feed systems, grounds and rights-of-way cutting or herbicide application, nonemergency underground utility locates, nonemergency fueling of generators, and transporting trailers used for bar screen operations. Similar work that is performed outside of normal business hours, if necessary, shall be considered Nonroutine Work. Complaint investigations are considered Nonroutine Work.

Shall is mandatory and requires compliance. May is permissive.

South Carolina Department of Environmental Services (SCDES) shall mean the government agency, or its successor agency, responsible for protecting the State of South Carolina's air, land, and water resources as authorized under multiple state and federal laws. Prior to July 1, 2024, the agency responsible for these functions was the South Carolina Department of Health and Environmental Control.

Special Pretreatment Device shall mean equipment used to reduce, remove, or alter the nature of pollutants in wastewater prior to entering the Public Sewer (as defined in the *OJRSA Sewer Use Regulation*). Such devices include, but are not limited to: FOG Control Devices, Oil/Water Interceptors, Sand/Oil Interceptors, Hair Trap/Interceptors, Lint Interceptors, Plaster Interceptors, Pretreatment Systems, and others as necessary to protect the conveyance system, treatment facility, and/or to comply with NPDES permit requirements.

Surcharge shall mean a charge for sewer service and treatment service for wastes having characteristics different from sanitary wastes and for which additional charges must be assessed in order to compensate for additional expenses and impacts incurred.

User shall mean any person or entity who directly or indirectly discharges, causes, or permits the discharge of domestic or nonresidential wastewater to any wastewater conveyance system directly or indirectly connected to an OJRSA facility. Users consist of Residential and Nonresidential Users as defined herein. A User can have water and/or sewer service provided by a Member City, OJRSA, or can be a Well Customer.

Well Customer shall mean a Customer that utilizes sewer service that receives potable or non-potable water from any hole that is drilled, dug, or excavated. Such Customers shall be classified as Residential or Nonresidential Users.

Wholesale Service Area shall mean the area where the retail wastewater and drinking water services are owned, operated, and maintained by a Member City. The OJRSA provides trunk wastewater conveyance and treatment services only in this area. See Figure 1 (page 4) for more information.

## Acronyms and Abbreviations

e.g.: Exempli Gratia, Latin for "for example"

ERU: Equivalent Residential Unit

FEMA: Federal Emergency Management Agency or any successor agency

FOG: Fats, Oils, and Grease

FOIA: Freedom of Information Act

FY: Fiscal Year

gal: Gallons (unit of volume)

GIS: Geographic Information System

gpd: Gallons per Day (unit of flow)

gpm: Gallons per Month (unit of volume)

GSA: United States General Services Administration or any successor agency

IU: Industrial User

lb: Pound (unit of mass)

mg/L: Milligrams per Liter (unit of concentration)

O&P: Operations & Planning

OCSC: Oconee Count Sewer Commission

OJRSA: Oconee Joint Regional Sewer Authority

POV: Privately Owned Vehicle

SCDES: South Carolina Department of Environmental Services (or successor agency)

SUR: *OJRSA Sewer Use Regulation*

TKN: Total Kjeldahl Nitrogen

## Document Format

This document contains fonts and styles that have certain meaning, such as a reference to other sections or materials. Below is a list of the text formats used within and what they represent in the *OJRSA Schedule of Fees*.

**BOLD CAPITAL LETTERS** Important point of emphasis

Dashed Underline Name of a form to use for documenting a task referenced in the document

*Italics* Title of books, manuals, and other documents



OJRSA Schedule of Fees

July 1, 2025

MIX-SIZED CAPITAL LETTERS

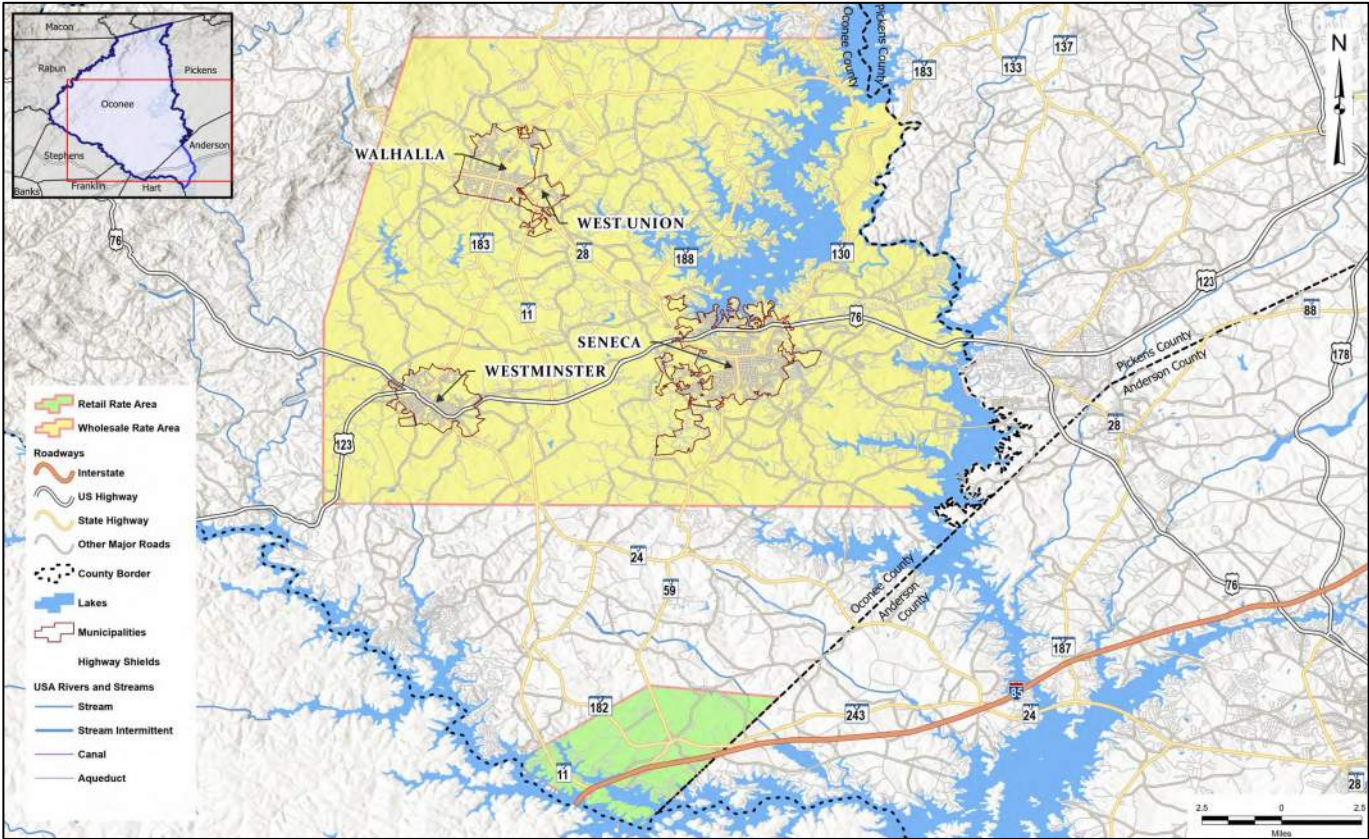
Name of sections or appendices in a book, manual, or other document

Underlined Italics

A note of caution or warning

Service Area Map

Figure 1: General map of the Wholesale and Retail service areas



Section 1 Residential User Rates

Residential Users are subject to fees as listed this section. See the map (Figure 1) on page 4 for more information regarding the Wholesale and Retail Service Areas. Fees for the Wholesale Service Area are based on the pro rata budgeted amount for FY 2023 that was converted to a base plus volumetric charge and approved by the Board on June 5, 2023 for FY 2024. The Retail Service Rates were recommended by Willdan Financial Services and approved by the Board on March 4, 2024.

Table 1: Residential User fees

Residential User monthly sewer fees	<p><b>WHOLESALE SERVICE AREA:</b> Base rate of \$10.00 per month per water meter plus \$5.66 volumetric rate per 1,000 gallons used (rounded in accordance with water provider policy)</p> <p><b>RETAIL SERVICE AREA:</b> Base rate in accordance with meter size as shown below:</p> <ul style="list-style-type: none"><li>• 5/8-inch or 3/4-inch \$20.00 per month</li><li>• 1-inch \$50.00 per month</li><li>• 1.5-inch \$100.00 per month</li><li>• 2-inch \$160.00 per month</li><li>• 3-inch \$320.00 per month</li><li>• 4-inch \$500.00 per month</li><li>• 6-inch \$1,000.00 per month</li><li>• 8-inch \$1,600.00 per month</li></ul>
-------------------------------------	---

**OJRSA Schedule of Fees**

July 1, 2025

	plus the per month Administration Fee imposed by the water provider plus \$6.70 volumetric rate per 1,000 gallons used (rounded in accordance with water provider policy)
Residential Well Customer monthly sewer fees (no retail sewer/water provider, no water or sewer meter)	<p><b>WHOLESALE SERVICE AREA:</b> Base rate of \$10.00 per well per month plus flat volumetric rate of \$25.47<sup>1</sup> per well per month (Total of \$35.47 per month)</p> <p><b>RETAIL SERVICE AREA:</b> Base rate of \$20.00 per well per month plus flat volumetric rate of \$30.15<sup>2</sup> plus the per month Administration Fee imposed by the water provider (Total of \$50.15 per month)</p>
Impact Fees	As detailed in SECTION 3

**Section 2 Nonresidential User Rates**

Nonresidential Users, which include Commercial, Industrial, Institutional, and Master Meter Multi-Family Developments, are subject to fees as listed this section. See map (Figure 1) on page 4 for more information regarding the Wholesale and Retail Service Areas. Fees for the Wholesale Service Area are based on the pro rata budgeted amount for FY 2023 that was converted to a base plus volumetric charge and approved by the Board on June 5, 2023 for FY 2024. The Retail Service Rates were recommended by Willdan Financial Services and approved by the Board on March 4, 2024.

**2.1 General Nonresidential User Fees**

Table 2: General Nonresidential User fees

Nonresidential User monthly sewer fees	<p><b>WHOLESALE SERVICE AREA:</b> Base rate of \$15.00 per month per water meter plus \$7.74 volumetric rate per 1,000 gallons used (rounded in accordance with water provider policy)</p> <p><b>RETAIL SERVICE AREA:</b> Base rate in accordance with meter size as shown below:</p> <ul style="list-style-type: none"> <li>• 5/8-inch or 3/4-inch \$20.00 per month</li> <li>• 1-inch \$50.00 per month</li> <li>• 1.5-inch \$100.00 per month</li> <li>• 2-inch \$160.00 per month</li> <li>• 3-inch \$320.00 per month</li> <li>• 4-inch \$500.00 per month</li> <li>• 6-inch \$1,000.00 per month</li> <li>• 8-inch \$1,600.00 per month</li> </ul> <p>plus the per month Administration Fee imposed by the water provider plus \$6.70 volumetric rate per 1,000 gallons used (rounded in accordance with water provider policy)</p>
Nonresidential Well Customer monthly sewer fees (No Retail Sewer/Water Provider, no water meter)	<p><b>WHOLESALE SERVICE AREA:</b> Base rate of \$15.00 per well per month plus volumetric rate to be determined on a case-by-case basis, possibly by use of a sewer meter<sup>3</sup></p> <p><b>RETAIL SERVICE AREA:</b> To be determined on a case-by-case basis. All fees shall include an applicable base fee, volumetric fee (possibly determined by use of a sewer meter<sup>3</sup>), and per month Administration Fee imposed by the water provider.</p>
Impact Fees	As detailed in SECTION 3

**2.2 Special Pretreatment Fees**

Generators requiring Special Pretreatment Devices (as defined in the *OJRSA Sewer Use Regulation*) shall pay as listed in this section.



**OJRSA Schedule of Fees**

July 1, 2025

Table 3: Special pretreatment fees

Special Pretreatment Device User Permit Application review and processing	No fee
Special Pretreatment Device User Permit renewal	No fee
Routine and follow-up compliance inspections and administrative tasks	No fee
All laboratory analyses fees associated with a facility that is regulated by the OJRSA	Actual analysis costs incurred by OJRSA (including those if an outside laboratory is used) + 15% Administrative Fee (only if outside laboratory is used)
Special Pretreatment Device design and specifications review and approval fee for new, replacement, or modification	\$20.00 per device (one-time fee covers any future reviews necessary)
New, replacement, or modification inspection of a Special Pretreatment Device	Charged per hour with a one (1) hour minimum. Based on the hourly wage of the lowest pay classification of the Technical Services staff member(s) who has the necessary skills and training to perform the task. The rate used shall be the midpoint of the current FY pay range + benefits costs at 34% of wage + small SUV according to current <a href="#">FEMA Rate Schedule</a> (or <a href="#">GSA mileage rate for POV</a> , if applicable).
Variance inspections for a Special Pretreatment Device	Same as fee for Section 2.2 "New, replacement, or modification inspection of a Special Pretreatment Device"

**2.3 Industrial and Other Nonresidential User Fees**

Including other Nonresidential User fees, Industrial Users are subject to fees as listed this section. Fees based on April 18, 2025 recommendation from Goldie Associates (consultant) after evaluation of program and/or treatment costs at facility(ies).

Table 4: Other Industrial and Nonresidential User fees

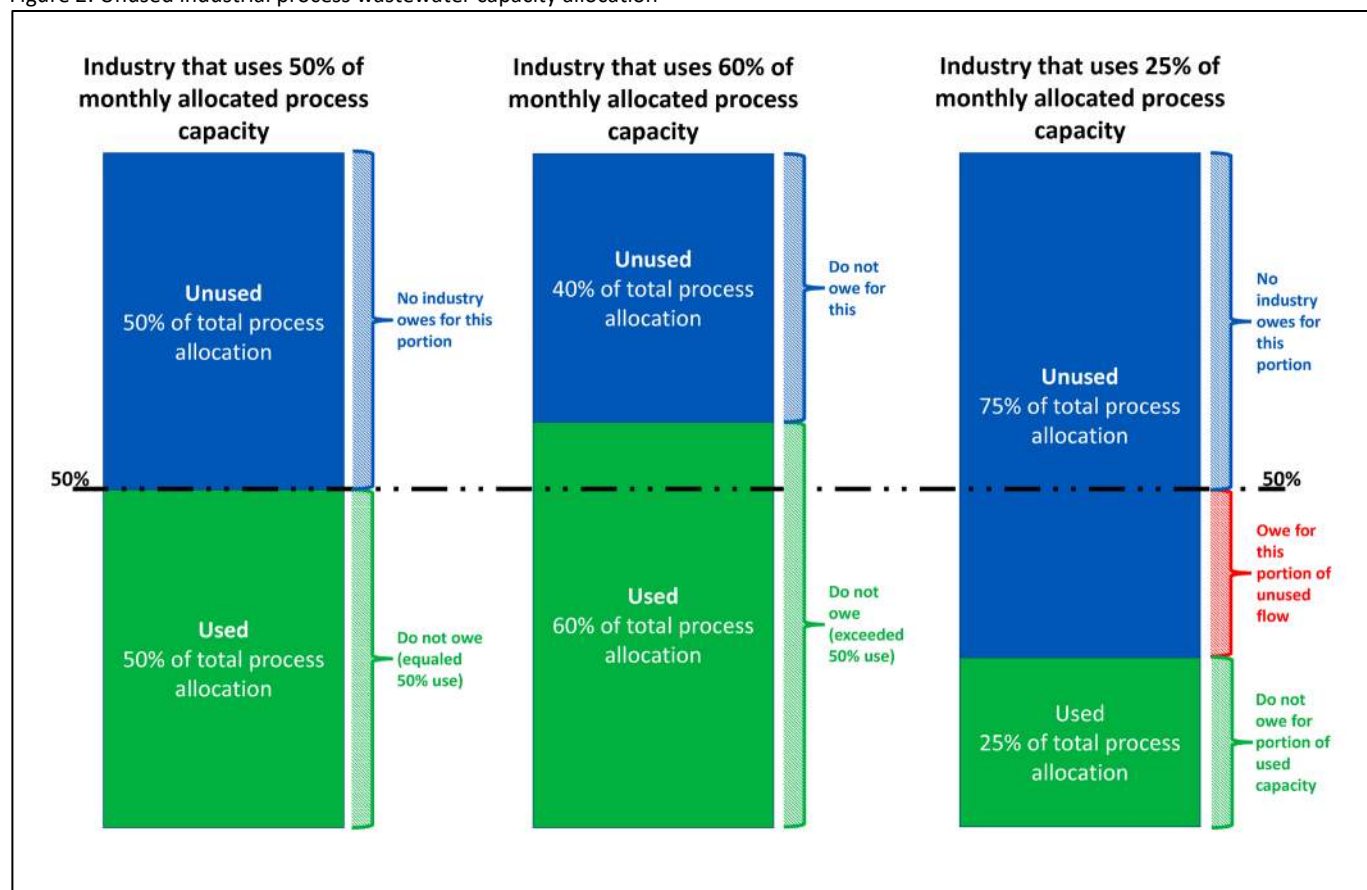
Industrial Pretreatment Permit Application Processing	No fee
Industrial Pretreatment Permit Renewal	No fee
Nonsignificant Source Wastewater Discharge Permit Application	No fee
Nonsignificant Source Wastewater Discharge Permit	No fee
Other permits not explicitly listed in this Schedule of Fees	No fee
Calculation of Surcharges	\$30.00 per quarter for periods when calculations are necessary
Biochemical Oxygen Demand (BOD) Surcharge	\$0.00 for concentration of 0-250 mg/L \$0.30 per pound above 250 mg/L <sup>4,5</sup>
Chemical Oxygen Demand (COD) Surcharge	\$0.00 for concentration of 0-750 mg/L \$0.30 per pound above 750 mg/L <sup>4,5</sup>
Phosphorus (P) Surcharge	\$0.00 for concentration of 0-7 mg/L \$0.40 per pound above 7 mg/L <sup>4</sup>
Total Kjeldahl Nitrogen (TKN) <sup>6</sup> Surcharge	\$0.00 for concentration of 0-30 mg/L \$0.40 per pound above 30 mg/L <sup>4</sup>
Total Suspended Solids (TSS) Surcharge	\$0.00 for concentration of 0-250 mg/L \$0.50 per pound above 250 mg/L <sup>4</sup>
Flow (gpd) Surcharge	Same volumetric rate as stated in SECTION 2.1 Nonresidential User Monthly Fees Wholesale Service Area per 1,000 gallons above permitted limit (rounded up to the next 1,000 gallons)
Late Discharge Monitoring Report from low volume dischargers and Industrial Users	\$100.00 the first day late and \$50.00 per business day thereafter until report is received and Notice of Violation or other enforcement action as required by the <i>OJRSA Sewer Use Regulation</i> .
Unused capacity fee for Industrial Users <u>See illustration in Figure 2 for general information</u>	<ul style="list-style-type: none"> <li>Average monthly discharge of 50% or more (<math>\geq 50\%</math>) of their capacity as stated on the industry's current <i>Significant Industrial Wastewater Discharge Permit</i> as issued by OJRSA -</li> </ul>

## OJRSA Schedule of Fees

July 1, 2025

	<p>\$0.00 per month when the facility's total flow discharged for the month is at least 50% of their total monthly allocated flow.<sup>7,8</sup></p> <ul style="list-style-type: none"> <li>Average monthly discharge of less than 50% (&lt; 50%) of their capacity as stated on the industry's current <i>Significant Industrial Wastewater Discharge Permit</i> as issued by OJRSA. <ul style="list-style-type: none"> <li>\$2.00 per 1,000 gallons of not utilized by the industry between the industry's actual total monthly discharge and 50% of their permitted monthly discharge. [NOTE: The permitted industry is only paying for unused process wastewater capacity for the volume range of 0% to 50% of the amount as listed on their OJRSA-issued Significant Industrial Wastewater Discharge Permit.]<sup>7,8</sup></li> </ul> </li> </ul>
--	---

Figure 2: Unused industrial process wastewater capacity allocation

**2.4 Industrial Pretreatment Billing Expense Billing**

Industries subject to OJRSA industrial pretreatment requirements must pay program fees using the following methodology:

A. Quarterly billing:

- Base fee:  $1/x$  (where  $x$  is equal to the number of Industrial Users that have a *Significant Industrial Wastewater Discharge Permit* during that quarter) of the salary and benefits expensed for the designated Pretreatment Coordinator (and additional dedicated department staff, if applicable);
- Items related to materials or services procured for the industry, such as: licenses/certifications/memberships; seminars/workshops/training; legal; public relations and advertising; mailing/shipping; office supplies; supplies/tools; technology (phones/internet/ television); professional and service contracts; and rolling stock and equipment;
- Hours and benefits that other OJRSA employees spend working on items associated with the industry;
- Surcharge fees for flow and particular chemical exceedances as stated in SECTION 2.3 Table 4;
- Unused monthly capacity fees as stated in SECTION 2.3 Table 4; and

**OJRSA Schedule of Fees**

July 1, 2025

6. Twenty percent (20%) administration fee on SECTION 2.4 Paragraphs A.1, A.2, and A.3 only.<sup>9</sup>
- B. A 10% late fee is added every 30 days the invoice has not been paid.
- C. Penalties and fines associated with enforcement action are to be paid invoiced at the time expense is incurred.

**2.5 Hauled Waste Program Fees**

Fees are supportive of the *OJRSA Sewer Use Regulation* and other requirements and are subject to the OJRSA's acceptance of any or all products as stated within the Regulation and/or availability to accept at the Water Reclamation Facility for treatment or disposal. Fees based on April 18, 2025 recommendation from Goldie Associates (consultant) after evaluation of program and/or treatment costs at facility(ies).

Table 5: Hauled waste program fees

Hauled Waste Disposal Permit	\$120.00 per year (prorated based on the permit effective date) <sup>10,11</sup>
Sanitary sewage from septic tank	\$200.00 per 1,000 gallons (rounded up to the next 1,000 gallons; if the OJRSA can meter the discharge, then the fee will be \$0.185 per gallon) <sup>12</sup>
Hauled liquid treatment plant waste (e.g., sludge from package treatment plant)	\$200.00 per 1,000 gallons (rounded up to the next 1,000 gallons; if the OJRSA can meter the discharge, then the fee will be \$0.185 per gallon) <sup>12</sup>
Portable toilet waste	\$75.00 per 1,000 gallons (rounded up to the next 1,000 gallons; if the OJRSA can meter the discharge, then the fee will be \$0.066 per gallon). <sup>12</sup>
Hauled waste solids	<ul style="list-style-type: none"> <li>Current tipping fee (in tons or pounds, rounded up to next ton or billable weight/volume as charged by the landfill or final disposal site) + current transportation costs (as charged by third-party waste hauler) + 25% Administrative Fee. <u>Since this fee can change with little to no notice by the landfill or hauler, it is suggested to call 864-972-3900 and request the current fee prior to delivery of hauled waste solids to OJRSA.</u></li> <li>If solids can be weighed by certified scale either independently owned or owned by OJRSA, then OJRSA will bill based on partial weight of load using the same calculation as above but with actual weight instead of rounded.</li> </ul>
Landfill leachate	Same volumetric rate as stated in SECTION 2.1 Nonresidential User monthly sewer fees per 1,000 gallons (rounded up to the next 1,000 gallons) + Calculation of Surcharge fee (as stated in SECTION 2.3 + Surcharge rates (as stated in SECTION 2.3)
Grease	Per <i>OJRSA Sewer Use Regulation</i> , the OJRSA no longer accepts grease as of October 1, 2023
Afterhours acceptance fee as stated in SECTION 10.2(A)(2) of the <i>OJRSA Sewer Use Regulation</i>	\$150.00 <u>per delivery</u> + other disposal costs based on product received as stated within SECTION 2.5 Table 5
Sampling and analysis of hauled waste	\$25.00 per analysis + applicable contract lab costs
Failure to clean OJRSA manual bar screen at hauled waste discharge locations	\$50.00 per delivery for first offense, \$100 for second offense, and \$500 for third and subsequent offenses <sup>12</sup>

**Section 3 Impact Fees**

- A. Fees established in this Policy are based Weston & Sampson April 3, 2025 memorandum titled "Impact Fee Analysis – SCDES Contributory Loadings".
- B. This Policy applies when a developer requests water and/or sewer service with the retail utility provider. The OJRSA will not approve the establishment of water or sewer service nor the issuance of a building permit until all fees are paid.
- C. Impact Fees are based on the *OJRSA Schedule of Fees* at the time an Application for Capacity in the OJRSA Sewer System form is completed by the owner/developer.
- Impact Fees are in Table 6.

**OJRSA Schedule of Fees**

July 1, 2025

2. If there is a Board-approved change to Impact Fees within twenty (20) calendar days of when OJRSA has notified the developer of their Impact Fees that are due and that submitted plans have already been approved by OJRSA, then the developer has ten (10) calendar days beyond the date the fees change (inclusive of the first day of the change) to pay the Impact Fees that were presented; otherwise the new Impact Fee rates shall apply.
- D. Impact Fees collected are held in a restricted fund and are to be used only for specific projects and purposes allowed by law and OJRSA policy. (See the *OJRSA Impact Fee Policy* and *OJRSA Financial and Accounting Policy*).
- E. Fees shall be based on SECTION 7 TABLE 24 of *OJRSA Development Policy* as approved by the OJRSA Board of Commissioners.
- F. Subdivisions
1. For Subdivisions Constructed Prior to July 1, 2021 – Homes constructed within these subdivisions will be responsible for paying a singular Impact Fee based on one residence or subdivision lot as stated in Table 6.
  2. For Subdivisions Planned or Constructed After July 1, 2021 – Prior to the OJRSA issuing a Willingness & Ability to Serve, Commitment to Own, Commitment to Own & Operate, or other such letter required by the South Carolina Department of Environmental Services (SCDES) that is necessary for the permitting of a wastewater collection system extension serving a development, the owner/developer shall pay Impact Fees for all lots within the subdivision. These fees shall be based on the number of lots multiplied by the fee for one residence or subdivision lot as stated in Table 6.
- G. Customers Using Unmetered Connections or Groundwater Wells
1. Unmetered Residential Connections – Residential Users directly or indirectly connected to a OJRSA wastewater conveyance system or treatment facility that use wells or other unmetered connections for their water supply shall be charged an Impact Fee for each well that is connected to the sewer system at the same rate as one residence or subdivision lot as listed in Table 6.
  2. Unmetered Nonresidential Customers – Nonresidential customers directly or indirectly connected to the OJRSA wastewater conveyance system or treatment facility that use wells or other unmetered connections for their water supply shall be charged an Impact Fee for each well that is connected to the sewer system. An engineer of the OJRSA's choosing will determine the appropriate Impact Fee for each customer. Such fees made by the OJRSA's consultant shall not establish precedence for similar circumstances that may occur in the future.
- H. Circumstances Not Addressed in this Policy – Unusual situations and conditions not addressed in this Policy will be considered in consultation with the OJRSA's engineer on a case-by-case basis. Such decisions made by the OJRSA shall not establish precedence for similar circumstances that may occur in the future.

Table 6: Impact fees

Type of Use	FY 2026	FY 2027	FY 2028
Impact Fee for one residence or subdivision lot as per Item CC in SECTION 7 TABLE 24 of <i>OJRSA Development Policy</i> , <u>which shall be referred to as one Equivalent Residential Unit (ERU). This includes residences or subdivision lots that are connected to sewer but are served by a well for water.</u>	\$4,100 for one ERU	\$5,005 for one ERU	\$7,720 for one ERU
Impact Fee for other uses as listed in SECTION 7 TABLE 24 of <i>OJRSA Development Policy</i>	\$13.66/gallon	\$19.70/gallon	\$25.73/gallon
Process wastewater as listed on Industrial User Permit issued by OJRSA <u>(per acquisition of new or additional capacity, not per renewal of IU Permit)</u>	\$13.66/gallon	\$19.70/gallon	\$25.73/gallon
Other circumstances not addressed in this Policy or as defined in the <i>OJRSA Impact Fee Policy</i>	\$13.66/gallon	\$19.70/gallon	\$25.73/gallon

**Section 4 Engineering, Connection, and Inspection Fees**

The OJRSA shall charge the fees as listed in Table 7 for engineering, plan reviews, inspection, taps/connections, and other such services. Fees based on May 22, 2025 recommendation from Weston & Sampson (consultant) after evaluation of program costs and OJRSA determination of inspection and service fees.

Table 7: Engineering and inspection fees

Hydraulic modeling analysis for downstream impact caused by potential or proposed new or upsized development that will increase flow by at least 10,000	Actual consultant's fee + 25% Administrative Fee. This fee will be updated on the <u>Downstream Wastewater Modeling Analysis Request</u> form as stated at <a href="http://www.ojrsa.org">www.ojrsa.org</a> .
---	---

## OJRSA Schedule of Fees

July 1, 2025

<p>gpd or for areas of concern within the sewer system as identified in the current version of the OJRSA hydraulic model or known of areas of concerns. <i>This is to be based on This is to be based on <a href="#">SCDES Regulation 61-67 Appendix A Unit Contributory Loadings to All Domestic Wastewater Treatment Facilities.</a></i></p>	
<p>Other developer costs not covered elsewhere in the <i>OJRSA Schedule of Fees</i> (includes studies or additional work performed by OJRSA and/or its consultants for a project)</p>	<p>For each task required, the developer shall compensate the OJRSA for the following:</p> <ul style="list-style-type: none"> <li>• <b>IF WORK PERFORMED SOLELY BY OJRSA STAFF:</b> The rate used shall be the midpoint of the current year FY pay range for all staff positions involved + benefits costs at 34% of wages + equipment costs according to current <a href="#">FEMA Rate Schedule, GSA mileage rate for POV</a>, and/or equipment/material purchase and/or rental fees as applicable.</li> <li>• <b>IF WORK TO BE PERFORMED SOLELY BY A CONSULTANT:</b> The fee shall be the actual consultant's fee + 25% Administration Fee.</li> <li>• <b>IF WORK IS TO BE A COMBINATION OF OJRSA STAFF AND A CONSULTANT:</b> The fee shall be based on the actual consultant's fee + the midpoint of the current year FY pay range for all staff positions involved + benefits costs at 34% of wages + costs of equipment used according to current <a href="#">FEMA Rate Schedule, GSA mileage rate for POV</a>, and/or equipment/material purchase and/or rental fees as applicable.</li> </ul>
<p>Plans and specifications review<sup>13</sup> <i>(unless otherwise noted, these fees are for each review, including resubmittals)</i></p>	<p><u>Single Family Homes</u></p> <ul style="list-style-type: none"> <li>• On individual lot not located in a subdivision (unless there is a grinder pump, then only the grinder pump fee listed below is applicable) – \$0.00<sup>14,15,16</sup></li> <li>• To be located in a subdivision/planned development that requires gravity sewer and/or force mains installation – \$0.07 per linear foot of pipe</li> <li>• Pump station addition to serve development – \$300.00 per station (one review fee covers initial review of each plus resubmittals)</li> <li>• Grinder pumps for individual units – \$2.00 per pump</li> </ul> <p><u>Multi-Family Development</u></p> <ul style="list-style-type: none"> <li>• No amenities (pool, clubhouse, etc.) – \$1.85 per residential living unit</li> <li>• If includes amenities – \$3.10 per residential living unit</li> <li>• Gravity sewer and/or force main extension – \$0.07 per linear foot of pipe</li> <li>• Pump station addition to serve development – \$300.00 per station (one review fee covers initial review of each plus resubmittals)</li> <li>• Grinder pumps for individual units – \$2.00 per pump</li> <li>• Buildings other than residential living units and those that provide amenities (pool, clubhouse, etc.) shall be calculated</li> </ul>

## OJRSA Schedule of Fees

July 1, 2025

	<p>as a Commercial, Industrial, and/or Institutional Facility as stated below.</p> <p><u>Commercial, Industrial, and/or Institutional Facility</u></p> <ul style="list-style-type: none"> <li>• Building space – \$0.04 per square foot of building space served by water and/or sewer</li> <li>• Gravity sewer and/or force main extension – \$0.07 per linear foot of pipe</li> <li>• Pump station addition to serve development – \$300.00 per station (one review fee covers initial review of each plus resubmittals)</li> <li>• Grinder pumps for individual units – \$2.00 per pump</li> </ul> <p><u>Special Pretreatment Devices</u></p> <ul style="list-style-type: none"> <li>• See Section 2.2</li> </ul>
General inspection fees (for inspections other than new, replacement, or modification inspection of a Special Pretreatment Device)	<p>Charged per hour with a two (2) hour minimum. Based on the hourly wage of the lowest pay classification of the staff member(s) who has the necessary skills and training to perform the task. The rate used shall be the midpoint of the current year FY pay range + benefits costs at 34% of wage + ½-ton truck according to current <a href="#">FEMA Rate Schedule</a> (or <a href="#">GSA mileage rate for POV</a>, if applicable).</p> <p>For inspection fees associated with Special Pretreatment Devices, see Section 2.2.</p>
<p>GIS and system mapping fees<sup>17</sup> <u>This is applicable to developments installing infrastructure that requires a SCDES Construction Permit (or equivalent) and/or for onsite privately-owned wastewater infrastructure that is greater than or equal to 8-inches in diameter and/or has a privately-owned pump station and force main.</u></p> <p>This fee applies to any portion of the system served directly or indirectly by OJRSA.</p>	<p>\$250.00 Base Fee for up to 1,000 linear feet of gravity sewer and/or force main pipe + \$0.25 per additional linear foot of pipe. There is not a fee associated with pump station construction.<sup>18</sup></p> <p><u>Note: The minimum fee due is the Base Fee.</u></p>
Tap and tap maintenance fees	<ul style="list-style-type: none"> <li>• In addition to Impact Fees, all new connections that physically connect directly with the OJRSA wastewater conveyance system must pay the costs to install each tap plus 30% to fund future maintenance of connection. Actual costs are for labor, equipment, and materials and may be performed by either OJRSA or a contractor for OJRSA.</li> <li>• If a contractor makes connection (or installs manhole with precast service connection(s)) and they are paid directly by the developer, then the developer shall be required to pay \$200 per diameter inch of the connection to OJRSA's system for future maintenance. The contractor will not have to pay a construction tap fee to the OJRSA as the OJRSA did not incur any costs.<sup>19</sup></li> </ul>
Disconnection from sewer system	\$400.00
Reconnection to sewer system	\$400.00



## OJRSA Schedule of Fees

July 1, 2025

## Section 5 Contract Services Provided for Non-Wholesale OJRSA Wastewater Systems (including Retail Sewer System)

The OJRSA shall charge the fees as stated in this section for Routine and Nonroutine Work performed for other utility owners on a contractual basis.

### 5.1 Routine Work

Table 8: Routine Work fees

Routine Work (as stated in the DEFINITIONS section)	\$6,500 per calendar quarter
---	------------------------------

### 5.2 Nonroutine Work

Nonroutine Work shall be billed in accordance with the fees listed in Table 9.

Table 9: Nonroutine Work fees

OJRSA Personnel	<p><u>Exempt Staff</u></p> <ul style="list-style-type: none"> <li>• Work performed during normal business hours (charged in 1/10 hour increments) – Midpoint of hourly wage of position classification(s) performing task x hours worked in 1/10 hour increment + benefits costs at 34% of wage<sup>20</sup></li> <li>• Work performed during non-business hours – (Midpoint of hourly wage of position classification(s) performing task x hours worked in 1/10 hour increment) x 1.5 (to convert wage to overtime pay) + benefits costs at 34% of wage<sup>20</sup></li> </ul> <p><u>Non-Exempt Staff</u></p> <ul style="list-style-type: none"> <li>• Work performed during normal business hours – Midpoint of hourly wage of position classification(s) performing task x hours worked in 1/10 hour increment + benefits costs at 34% of wage<sup>20</sup></li> <li>• Work performed during non-business hours – Midpoint of hourly wage of position classification(s) performing task x hours worked in 1/10 hour increment + benefits costs at 34% of wage<sup>20</sup></li> </ul> <p><u>Other Items</u></p> <ul style="list-style-type: none"> <li>• General accounting – Midpoint of hourly wage of position tasked with accounts payable/receivable x 0.4 hours + benefits costs at 34% of wage<sup>20</sup></li> <li>• Industrial pretreatment program – Midpoint of hourly wage of position tasked with pretreatment program oversight x hours worked in 1/4 hour increment + benefits costs at 34% of wage<sup>20</sup></li> <li>• Engineering – Midpoint of hourly wage of position tasked with engineering or program management x hours worked in 1/4 hour increment + benefits costs at 34% of wage<sup>20</sup></li> </ul>
Vehicles and Equipment	<ul style="list-style-type: none"> <li>• Transportation of staff only (no work to be performed that requires tools other than those necessary for SC811 locates)</li> </ul>

**OJRSA Schedule of Fees**

July 1, 2025

	<ul style="list-style-type: none"> <li>– <a href="#">GSA mileage rate for POV</a> x total mileage driven + 25% Administrative Fee</li> <li>• Vehicles used for performing work (other than SC811 locates) – <a href="#">FEMA Rate Schedule</a> x total hours used (or miles mileage driven, if applicable) + 25% Administrative Fee</li> <li>• OJRSA vehicles or equipment not listed in <a href="#">FEMA Rate Schedule</a> – Cost to rent comparable vehicle or unit of equipment + 25% Administrative Fee</li> <li>• Rental vehicles or equipment – Actual rental cost + 25% Administrative Fee</li> </ul>
Materials and services (including use of non-OJRSA personnel)	<ul style="list-style-type: none"> <li>• Materials– Actual unit cost + 25% Administrative Fee</li> <li>• Services provided by others – Actual cost of services + 25% Administrative Fee</li> <li>• Utilities paid by OJRSA – Actual cost + 25% Administrative Fee</li> </ul>

**Section 6 Other Fees and Fines****6.1 Financial and Late Fees**

Table 10: Financial and late fees

Credit or debit card processing	Customer to pay actual transaction fee charged by processing company
Late payments	All payments not received within 30 days of the issuance of the invoice will be charged a 10% late fee for every 30 days the payment is outstanding
Returned check (NSF) fee	\$30.00 per returned check

**6.2 Freedom of Information Act Fees**

Table 11: FOIA fees

Minutes of the meetings of the public body for the preceding six (6) months	No fee per SC Law §30-4-30(D)
Documents produced by the public body or its agent that were distributed to or reviewed by a member of the public body during a public meeting for the preceding six (6) months	No fee per SC Law §30-4-30(D)
Cumulative research and retrieval time if less than 10 minutes <u>and</u> the total number of documents requested by the FOIA requestor is 10 pages or less	No fee
Documents are in electronic format at the time a request is received	No fee for electronic files per SC Law §30-40-30(B); however, applicable research fees shall still apply. Documents will be provided for distribution once any necessary research fees have been paid.
Scanning documents to electronic format	Actual costs + contract services costs, if applicable. Fifteen percent (15%) Administrative Fee will be added to contract services costs.
Staff research, search, retrieval, redaction, and copying	Prorating of fees shall be based on increments of one-tenth (1/10) of an hour and will not exceed the prorated hourly wage of lowest pay classification of the staff member(s) who has the necessary skills and training to fulfill the request.

**OJRSA Schedule of Fees**

July 1, 2025

Distribution of records methods	<ul style="list-style-type: none"> <li>• Pick-up at OJRSA Administrative Complex – No fee<sup>21</sup></li> <li>• U.S. First Class Mail – Actual cost of postage<sup>21</sup></li> <li>• Filesharing website or email – No fee<sup>21</sup></li> <li>• Flash drive – Actual cost of flash drive<sup>21,22</sup></li> </ul>
Copies	<p><u>Black &amp; white</u></p> <ul style="list-style-type: none"> <li>• 8.5 x 11 and 8.5 x 14 – Other applicable fees + \$0.10 per page</li> <li>• 11 x 17 – Other applicable fees + \$0.25 per page</li> <li>• Larger than 11 x 17 – Other applicable fees + \$0.50 per square foot or contract service costs + 15% Administrative Fee</li> </ul> <p><u>Color</u></p> <ul style="list-style-type: none"> <li>• 8.5 x 11 and 8.5 x 14 – Other applicable fees + \$0.15 per page</li> <li>• 11 x 17 – Other applicable fees + \$0.50 per page</li> <li>• Larger than 11 x 17 – Other applicable fees + \$0.50 per square foot or contract service costs + 15% Administrative Fee</li> </ul>
Other reproduction services	Other applicable fees + actual costs + 15% Administrative Fee

**6.3 Penalties and Fines**

Table 12: Penalties and fines

Illegal Taps or other illegal connections	\$2,000.00 penalty + Applicable Impact Fee(s) + Tap Fee(s) + Cost of Repairs and/or Cleaning to System + General Inspection Fees + Applicable Legal Fees
Users who violate the provisions of the <i>OJRSA Sewer Use Regulation</i> or fail to abide by any rules, requirements, or procedures that OJRSA implements in support of the Regulation	As stated in SECTION 8 of the <i>OJRSA Sewer Use Regulation</i>

**END OF FEES****Section 7 Appeal of Fees**

- A. Items as stated within the *OJRSA Schedule of Fees* can be appealed to the OJRSA Board of Commissioners via the agency's standing Operations & Planning (O&P) Committee by requesting that OJRSA Administration add the matter to an O&P Committee meeting agenda. Dates of the meetings can be found on the OJRSA website ([www.ojrsa.org](http://www.ojrsa.org)) but it is recommended that the requestor filing for appeal contact the OJRSA office by phone at 864-972-3900 to confirm meeting dates and times. Requestors asking for a variance of this Policy shall attend all meetings to present their case for appeal and address questions and concerns from OJRSA Commissioners and staff; however, attending the meetings is not a substitute for submitting a written appeal as stated above.
- B. Requests for appeals must be received no less than five (5) business days prior to the upcoming meeting and must be in writing to:
- Oconee Joint Regional Sewer Authority  
ATTN: Executive Director  
623 Return Church Road  
Seneca, South Carolina 29678  
[info@ojrsa.org](mailto:info@ojrsa.org)
- C. If the request for variance is approved by the O&P Committee, then it will proceed to the OJRSA Board of Commissioners at the next scheduled meeting for consideration. The decision made by the Board of Commissioners shall be final.

## OJRSA Schedule of Fees

July 1, 2025

**Endnotes (Comments, Examples, and Fee Justification)**

<sup>1</sup> Wholesale Residential Well Customer rate is based on estimated wastewater discharge of 150 gallons per day x 30 days per month = 4,500 gallons per month ÷ 1,000 = 4.5 thousand gallons per month x \$5.66 per 1,000 gallons per month = \$25.47.

<sup>2</sup> Retail Residential Well Customer rate is based on estimated wastewater discharge of 150 gallons per day x 30 days per month = 4,500 gallons per month ÷ 1,000 = 4.5 thousand gallons per month x \$6.70 per 1,000 gallons per month = \$30.15.

<sup>3</sup> To be determined by a special meter to measure water discharged to sewer ("sewer meter") or other means as recommended by a qualified engineering and/or rate consultant and approved by OJRSA Administration.

<sup>4</sup> The formula for calculating surcharges is: (Monthly Concentration Average for Monitoring Parameter minus Surcharge Concentration Threshold for Same Parameter) x 8.34 conversion factor x (Total Flow for the Month in Gallons ÷ 1,000,000 Gallons) x Surcharge Rate = Surcharge Amount Due in Dollars NOTE: If an industry samples less frequently than monthly (i.e., quarterly), then the monthly average calculation will continue each month until the next month the parameter is sampled.

The following calculation uses fictitious fees for demonstration purposes only (This example uses fees for BOD; however, the same formula applies for all monitored parameters. Fee calculations shall use those listed in the current OJRSA Schedule of Fees) – An industry has a monthly BOD average concentration of 500 mg/L. The total flow for the month is 310,000 gallons and the threshold limit for BOD is 250 mg/L. The BOD surcharge rate is \$0.30/lb of BOD.

Step 1: (500 mg/L - 250 mg/L) x 8.34 x (310,000 gal/month ÷ 1,000,000 gal) x \$0.30/lb of BOD = BOD Surcharge Fee

Step 2: 250 mg/L x 8.34 x 0.310 million gal/month x \$0.30/lb of BOD = BOD Surcharge Fee

BOD Surcharge Fee Due = \$193.91

<sup>5</sup> An industry will not be charged both BOD and COD, the surcharge will be calculated for both BOD and COD and the industry will be charged the higher rate.

<sup>6</sup> The sum of organic nitrogen, ammonia (NH<sub>3</sub>), and ammonium (NH<sub>4</sub><sup>+</sup>) in wastewater. TKN does not include Nitrate (NO<sub>3</sub><sup>-</sup>) and Nitrite (NO<sub>2</sub><sup>-</sup>).

<sup>7</sup> Total Industrial User capacity per month is equal to the facility's Permitted Allocated Capacity per day multiplied by the number of days for each month individually (e.g., 31 days for January, 28 days for February, etc.).

The following calculation uses fictitious fees for demonstration purposes only (Fee calculations shall use those listed in the current OJRSA Schedule of Fees) – An industry is permitted for a maximum allocation of 20,000 gpd of process wastewater discharge. In January (31 days in the month), they discharge a total of 176,700 gallons. The Unused Capacity threshold is 50% (meaning if they do not average greater than or equal to 50% of their allocated maximum discharge as stated on the permit, then they are subject to paying an unused capacity fee for that month for the unused volume between their actual monthly discharge and 50% of their permitted volume). The rate is \$1.50/1,000 gallons, which is prorated (not rounded to nearest 1,000 gallons).

Step 1: Determine if the industry is subject to an unused process wastewater allocation capacity fee. Is the facility's monthly discharge at least 50% of their allocation of 20,000 gpd?

20,000 gpd x 31 days = 620,000 gal per month of maximum permitted discharge

176,700 gal actually discharged in January ÷ 620,000 gal max allowed x 100 = 28.5% usage of capacity

This facility DID NOT meet or exceed 50% of their discharge, so they will owe an unused capacity fee. (They would have needed to discharge at least 310,000 gallons in January to reach the 50% threshold.)

Step 2: Determine the amount of fee owed.

((Total Capacity Per Month x Allowed Percentage) – Total Monthly Discharge) ÷ 1,000 gal x \$1.50/1,000 gal = Fee Owed for Month

((620,000 gpd x 50%) – 176,700 gpd) ÷ 1,000 gal x \$1.50/1,000 gal = \$199.95 owed for January

<sup>8</sup> Unused Industrial User capacity fees are collected for the purpose of treatment and conveyance system expansion and are held in the restricted Impact Fee Fund in accordance with the *OJRSA Impact Fee Policy* and *OJRSA Financial and Accounting Policy* for the Wholesale or Retail Service Area, as appropriate, to be used in accordance with the *OJRSA Impact Fee Policy*.

<sup>9</sup> Industrial pretreatment expense billing Administrative Fee covers incidentals and general labor spent by other OJRSA staff that are involved in the pretreatment program as necessary, as well as general use materials used by the program collectively (e.g., fuel used for vehicle, general office supplies, electricity and other utilities for program, etc.). If specific industries require substantial time by other OJRSA staff, then the industries that the work is performed for shall be billed for this time based on the hourly wages of the lowest pay classification staff member(s) who have the necessary skills and training to perform the tasks.

<sup>10</sup> Hauled Waste Disposal Permit fee is based on the calendar year (January through December), not the Fiscal Year. If waste hauler is issued a Hauled Waste Disposal Permit (HWDP), then they must pay for the entire month the HWDP is applied for. Providing the waste hauler is in good standing with the OJRSA, the HWDP will remain valid through December 31 of that year. Amount owed if HWDP is obtained anytime during that month (e.g., if they apply for the HWDP on May 31, they must pay the amount for May as shown in the list within this footnote):

**OJRSA Schedule of Fees**

July 1, 2025

---

January = \$120.00	May = \$80.00	September = \$40.00
February = \$110.00	June = \$70.00	October = \$30.00
March = \$100.00	July = \$60.00	November = \$20.00
April \$90.00	August = \$50.00	December = \$10.00

---

- <sup>11</sup> There are no refunds issued on Hauled Waste Disposal Permits.
- <sup>12</sup> Waste hauler also subject to other enforcement actions as stated in the *OJRSA Sewer Use Regulation* and other applicable regulations and policies.
- <sup>13</sup> Plan reviews based on average time and labor costs for an OJRSA staff member and/or third-party consultant employed by OJRSA to perform such functions.
- <sup>14</sup> For each review, including resubmittals. If the owner/developer changes the plans after the initial review or corrections must be made per the *OJRSA Sewer Use Regulation*, *OJRSA Development Policy*, other OJRSA policy, or requirements imposed by a Member City or other governmental agency, the fee must be paid for each review thereafter.
- <sup>15</sup> There are no fees for projects that are designed and installed by a Member City when they are paying for the installation themselves, such as if a city is installing a main line extension entirely at their own expense and is not funded by a developer or other party. In most cases, the projects that meet this exemption are when a Member City is installing infrastructure to replace or rehabilitate existing facilities or when they are extending their own system at their own expense (and not as a pay-in-advance or reimbursement project by third-party(ies)). Appeals can be made by the Member City to the OJRSA Board of Commissioners in accordance with the process stated within SECTION 7 of the *OJRSA Schedule of Fees* to determine if this fee should be waived for other projects.
- <sup>16</sup> Or in a subdivision that received a Permit for OJRSA Wastewater System Capacity (or equivalent) prior to January 1, 2020. These were considered at the time the original subdivision plans were reviewed.
- <sup>17</sup> This fee is used for the OJRSA to incorporate data from the record drawings and other supporting documents (e.g., GPS devices, surveys, etc.) into its Geographic Information System map, which is used for hydraulic modeling, manage and track work orders, asset management, planning, etc.
- <sup>18</sup> The following calculation uses fictitious fees for demonstration purposes only (*Fee calculations shall use those listed in the current OJRSA Schedule of Fees*) – A project has been designed that has a 900 linear feet of gravity sewer pipe, 400 feet of force main pipe, and one (1) pump station. The Base Fee for the first 1,000 linear feet of total pipe is \$200.00 and the fee per additional linear foot of pipe is \$0.25/foot. There is no cost for the pump station.
- Step 1: 900 feet of gravity + 400 feet of force main = 1,300 total linear feet of pipe for project
- Step 2: 1,300 total linear feet – 1,000 linear feet for base rate = 300 linear feet above the base
- Step 3: \$200.00 Base Fee + (300 linear feet x \$0.25/foot) + (1 pump station x \$0.00) = GIS fee due
- Step 4: \$200 + \$75 + \$0 = GIS fee due
- GIS Fee Due = \$275.00
- <sup>19</sup> Fee to pay for future maintenance of connection. The following calculation uses fictitious fees for demonstration purposes only (*Fee calculations shall use those listed in the current OJRSA Schedule of Fees*) – A contractor will bore into an existing OJRSA manhole to make one (1) 4-inch pipe diameter service connection. The Tap Maintenance Fee Due at the time is \$200/inch diameter. (OR contractor shall set a doghouse manhole on existing OJRSA pipeline with one (1) 4-inch pipe diameter service connection.)
- Step 1: \$200/inch diameter x 4-inch pipe diameter = Tap Maintenance Fee Due
- Step 2: \$800 = Tap Maintenance Fee Due
- <sup>20</sup> “Benefits fee” is a general term that covers employer costs for South Carolina Retirement System expenses, Social Security, Medicare, insurance, etc.
- <sup>21</sup> All copying, staff time, and other applicable fees must be paid prior to distribution of requested materials.
- <sup>22</sup> Device must be provided by the OJRSA to avoid risk of potential viruses that may be on flash drives belonging to the requester.

**OJRSA Schedule of Fees**

July 1, 2025

**Revision History**

As this document is an extension of the *OJRSA Sewer Use Regulation*, previous editions must be maintained in accordance with the *OJRSA Records Retention Policy*.

Revision Number	Effective Date	Description of Changes
0000	02/18/1980	Initial sewer user fees developed and approved by OCSC Board.
0001	08/04/1980	Hauled waste disposal fee modified.
0002	06/19/1984	Sewer use fees increased.
0003	01/01/1985	Revised sewer treatment fees developed and approved by OCSC Board via resolution approved on 01/07/1985.
0004	07/01/1985	Resolution approved on 01/07/1985 expired and rate structure changed.
0005	08/28/1989	Approved annual industry permitting fee on 08/28/1989.
0006	01/01/1990	Oconee County Ordinance [19]89-6 established Impact Fee for treatment capacity for future renovation, modernization, and expansion. OCSC approved on 08/28/1989.
0007	09/10/1990	Approved 2% late fee.
0008	10/07/1996	Approved increase of septic tank waste disposal and treatment fees.
0009	04/07/1997	Approved industrial surcharge fees.
0010	06/05/2000	Hauled waste fee increase approved.
0011	07/03/2006	Approved increase to Impact Fees and established a tap fee.
0012	04/01/2008	Approved addition of a "Transportation and Trunk Line Impact Fee."
0013	05/05/2008	Hauled waste fees increase based on percent increase on Member City fees.
0014	02/02/2009	Approved 20% Administrative Fee for permitted Industrial Users.
0015	10/03/2011	<i>OJRSA Schedule of Fees</i> updated.
0016	10/05/2015	Impact Fee calculation method changed.
0017	12/04/2017	Added fee for acceptance of portable toilet waste.
0018	11/06/2018	Inclusion of additional fees for credit card transactions, returned check, fats oils and grease program, engineering services, and FOIA. Approved by OJRSA Board on 11/05/2018.
0019	02/04/2019	Approved industrial facility flow surcharge and revised biosolids disposal fees.
0020	04/09/2021	Revised hauled waste program fees per <i>OJRSA Resolution 2021-11 Hauled Waste Policy Update</i> .
0021	07/01/2021	Revised Impact Fees per <i>OJRSA Resolution 2021-12 Impact Fee Policy Update</i> .
0022	10/01/2021	Approved comprehensive fee update on 09/13/2021.
0023	07/01/2022	Established unused capacity fee for Industrial Users. Includes other minor modifications.
0024	07/01/2023	Eliminated pro rata share model for user fees and established base plus volumetric model for Residential and Nonresidential Users.
0025	01/01/2024	Revised Impact Fees per <i>OJRSA Resolution 2024-04</i> .
0026	03/04/2024	Board approved newly established Retail Service Area rates.
0027	05/06/2024	Board approved updated fees per <i>OJRSA Resolution 2024-10</i> .
0028	06/02/2025	Board approved updated fees per <i>OJRSA Resolution 2025-05</i> .

**END OF REVISIONS**



# OJRSA Fiscal Year 2026 Comprehensive Budget Request

May 14, 2025

This budget request includes funding for operations, capital improvements, and other requirements necessary to comply with federal and state laws, regulations, and operating permits for the existing wastewater trunk sewer and treatment system, as well as the I-85 Corridor (“Sewer South”) retail system. The budgets and funds as described herein are as established by the *OJRSA Financial and Accounting Policy* and other applicable policies as adopted by the Oconee Joint Regional Sewer Authority (“OJRSA”) Board of Commissioners (“Board”).

This draft budget is to be presented to the OJRSA Finance & Administration Committee at their May 28, 2025 meeting for consideration.

As requested by the Board, changes to the rates and fees assessed by the OJRSA are included in this request and all revenues associated with the FY 2026 Budget include these proposed rates. If these rates and fees are modified by the Board as part of the budget consideration process, then the annual budget will also need to be modified to reflect these changes.

Unlike previous years, the OJRSA will not include specific budgeted costs for items and/or services which are to be competitively bid, thus not disclosing these projections to perspective bidders. This practice has been approved by Pope Flynn LLC, the attorneys that developed the current *OJRSA Procurement and Property Disposal Policy* and is meant to allow the OJRSA to get the best possible prices.

Fiscal Year 2026 for the OJRSA begins July 1, 2025 and ends June 30, 2026.

## **ANNUAL OPERATING BUDGETS (UNRESTRICTED FUND)**

The purpose of the two (2) Operations & Maintenance (O&M) budgets is to pay for operating expenses associated with the OJRSA’s wholesale and retail wastewater conveyance and treatment systems. In accordance with intergovernmental agreements between Oconee County and other entities, neither of these funds can subsidize the O&M of the other.

The OJRSA maintains two (2) unrestricted funds for O&M—one for the wholesale sewer system that serves the Member Cities and one that is for the retail system often referred to as the “I-85 Corridor Sewer System, also known as “Sewer South.”

### **Wholesale Operations & Maintenance Fund**

The proposed Wholesale O&M (“WO&M”) Budget is balanced and anticipated revenues equal expenses (\$6,759,426 revenues<sup>1</sup> vs. \$6,759,426 expenses<sup>2</sup>).

#### **Wholesale Operations & Maintenance Fund Revenues**

Anticipated total revenue for WO&M without carryforward (\$110,714) and net position transfer in (\$0) is \$6,648,712, which is an increase of \$315,831 (5.0%) from FY 2025.<sup>3</sup>

<sup>1</sup> Includes Carryforward from Previous Year (\$110,714). No net position (“fund balance”, “retained earnings”, or “savings”) funds, American Rescue Plan Act (“ARPA”) funds, or other monies are used to supplement the FY 2026 WO&M Fund budget.

<sup>2</sup> Includes transfers to other funds (\$469,338) but not depreciation (\$1,238,863). Including depreciation, WO&M expenses are \$7,998,289.

<sup>3</sup> FY 2025 WO&M budget included \$26,500 in carryforward funds and \$0 in net position transfer in funds, thus the total FY 2025 WO&M budget without these inclusions was \$6,332,882.

## OJRSA Fiscal Year 2026 Comprehensive Budget Request

User Fees

Customer user fees are the primary source of all OJRSA WO&M revenue. Including a proposed 5% increase, user fees are conservatively projected to increase by \$411,144 (+7.2%) during FY 2026.<sup>4</sup>

A breakdown of the proposed user rates is included in Table 1 below. There is a 5% proposed increase to the volumetric rate user fees for FY 2026; however, it has been advised by the rate consultant performing the Regional Sewer Feasibility Planning Study that the OJRSA increase rates considerably in the coming years in order to fulfill operation and maintenance obligations, complete necessary improvements, and expansion projects over the next 10 years.<sup>5</sup>

It should be noted that the OJRSA does not receive *ad valorem*<sup>6</sup> funding from the cities or county, nor can the OJRSA legally impose such a tax to fund operations or capital improvements. The agency may occasionally receive grants or other in-kind capital contributions from local, state, or federal agencies or other parties. If such funding is received (or anticipated to be received), then it will be identified within this summary and the proposed budget.

Table 1: User fees and anticipated revenues

	Per Sewer Customer	Anticipated Annual Revenue
<b>Residential User Fees</b>		
Base Rate (per water meter)	\$10.00/month	\$962,157
Volumetric Rate	\$5.66/1,000 gallons	\$2,102,122
<b>Nonresidential User Fees</b>		
Base Rate (per water meter)	\$15.00/month	\$273,913
Volumetric Rate	\$7.74/1,000 gallons	\$2,789,556
<b>Other User Fees (Well Users, etc.)</b>		
Res Base Rate (per well)	\$10.00/month	\$120
Res Flat Rate	\$25.42/month	\$305
	<b>TOTAL</b>	<b>\$6,128,172</b>

Other Revenues Worth Noting

- Hauled Waste Services is anticipated to remain about the same as FY 2025.
- Net Position Transfer In – The OJRSA does not plan to use net position (also known as “fund balance”, “retained earnings”, or “savings”) during FY 2026.
- Carryforward Expenditures – \$110,714 in FY 2025 budgeted expenses will carry over into FY 2026. Included in this is \$80,000 for the Fountain Residential Partners LLC reimbursement for the force main replacement engineering administration and inspection and \$30,714 insurance payment for MV-26 wreck. These “revenues” are to be offset by expenses in the proposed WO&M Budget.

**Wholesale Operations & Maintenance Fund Expenses**

Anticipated expenses for the WO&M Budget are \$6,759,426, which is an increase of \$481,859 (+7.7%) from FY 2025.<sup>7</sup> When coupled with inflation<sup>8</sup>, workforce shortages (both internally and externally of the agency), and limited revenue, the OJRSA must be selective as to what tasks and projects to perform, meaning we are

<sup>4</sup> 5% increase on volumetric (per gallon) fees only as discussed at May 5, 2025 board meeting. “Conservatively projected” means that it is assumed that residential usage will decrease by 0.25% (equal to a reduction of 2.5 gal/account) and nonresidential usage will decrease by 0.50% (5 gal/account) during the budget year. This approach considers a reduction of usage for reasons such as active or passive conservation efforts by the users and/or water meters underreporting usage, among other causes.

<sup>5</sup> Willdan Financial Services presented this to the Commissioners on March 6, 2025. In sum, the OJRSA should consider 74% increases for FYs 2026 and 2027 due to complete the highest priority capital considerations using pay-as-you-go (“paygo”) funding. The issuance of debt would reduce the amount of increase needed. See the meeting minutes for more information.

<sup>6</sup> Taxes imposed on real or personal property, such as vehicles and homes.

<sup>7</sup> Includes transfers to other funds totaling \$469,338. If these are not included, the WO&M expenses are \$6,290,088. All fund transfers proposed in this year’s budget request are to be spent on capital projects and/or equipment replacement.

<sup>8</sup> Consumer Price Index rose [2.96% for the United States](#) and [2.97% for the Southeast](#) during calendar year 2024.

## OJRSA Fiscal Year 2026 Comprehensive Budget Request

continuing to conduct business from a reactionary position. The FY 2026 Budget was prepared conservatively with a small contingency to account for price increases included in some estimates<sup>9</sup>; however, the agency will continue to prioritize work associated with the 2021 DHEC Consent Order instead of growth-related projects.

Administration (Total: \$3,306,560, not including depreciation or fund transfers out)<sup>10</sup>

Including transfers to other funds, the Administration department budget increased by \$987,580 (+35.4%) from FY 2025. Department line items of emphasis:

- There are several line items that have been combined to make coding easier on staff. The budgets for the ones that have absorbed others will show what may appear to be a considerable increase; however, these have been offset by the line items that have been removed—note that some of these may have been in other department budgets during FY 2025. Combined items include:
  - 501-02210 Temporary Employee moved to 501-01300 Payroll: Salaries
  - 501-02230 Unemployment Insurance and 501-02240 Workers' Compensation moved to 501-02250 Insurance-Property/General
  - 501-02270 Uniforms moved to 501-02260 Employee Uniforms & Wellness
  - 501-02880 Travel & POV Mileage moved to 501-02530 R&M: Vehicles, Trailers, & Equipment
  - 501-02290 Agency Memberships and 501-02310 Seminars/Workshops & Training moved to 501-02300 Licenses/Certifications/Memberships
  - 501-02340 Public Relations & Advertising and 501-02360 Mailing/Shipping moved to 501-02420 Administration Services
  - 501-/601-/701-02520 Fuel: Vehicles & Equipment moved to 501-02530 R&M Vehicles, Trailers, & Equipment
- Salaries and benefits costs:
  - The OJRSA continues to utilize a merit-only system of compensation increases instead of an across-the-board cost of living adjustments equally given to all staff. At the recommendation of Priority Performance Group (Bob DiAntonio in 2018-2019) and Find Great People (Carrie Cavanaugh, 2021-current), the Board decided to make market adjustments for all positions, which accounts for inflation and what others are paying similar positions, every three-to-four years through updated compensation studies. The last such assessment was completed in May 2023 and implemented at the beginning of FY 2024. **Due to the turnover of seven key water reclamation facility ("WRF") operators, maintenance technicians, and conveyance system technicians for more compensation in the public and private sector since July 1, 2024,** the OJRSA is recommending an update to this study be performed during the spring of FY 2026 and implemented at the beginning of FY 2027, which is in line with the market adjustment recommendation of three years as stated by the consultants. *The OJRSA is addressing this by utilizing more contractor services for treatment plant operation and pump station maintenance.*
  - Payroll: Salaries increased by \$177,747 (+15.4%) to include the hiring of three additional staff members—Engineer/Project Manager, Conveyance System Technician, and Maintenance Technician. These additional staff will also cause increases to other employee-related costs, such as FICA, Medicare, retirement, workers' compensation, health insurance, and employee wellness.
- Safety increased by \$17,305 (+52.4%) due to the need to perform the arc flash assessment as defined in NFPA 70E Standard for Electrical Safety in the Workplace. These studies, which must be conducted every five years (max), will be performed at the Water Reclamation Facility (WRF) and all pump stations as required by OSHA per 29 CFR 1910.303, 1910.335, and others.

<sup>9</sup> OJRSA practice is to receive as many cost estimates from vendors as possible when developing the budget, but some of these may have been received many months earlier. The contingency included accounts for these increases and is typically in the range of 2-3%.

<sup>10</sup> Fund transfers out include \$225,000 be transferred to the Projects & Contingency Fund. Depreciation expense is \$1,222,487. If these are to be included, the department expense would be \$3,789,878.

## OJRSA Fiscal Year 2026 Comprehensive Budget Request

- Office Supplies increased \$218,966 (+274.3%) to purchase and implement an integrated work order, asset management, financial, and accounting software solution—collectively referred to as computerized maintenance management system or “CMMS”—as recommended by the CMOM audit and OJRSA staff.
- Administrative Services are anticipated to increase by approximately \$42,591 (+17.9%), which includes assistance with legal fees to assist with the sewer feasibility implementation project, increased efforts to perform the annual audit for the combined wholesale and retail sewer systems, and integrating and updating the new CMMS (in lieu of onboarding additional staff to perform this).
- R&M: Vehicles, Trailers, & Equipment is expected to increase to perform maintenance on generators and heavy equipment. The substantial change in this line item is the inclusion of generator maintenance at the WRF and pump stations. Please note this is one of the line items that was combined with several others.
- Rolling Stock & Equipment includes the purchase of two compact 4-wheel drive trucks, one for the Engineer/Project Manager and the other to replace MV-26, which was totaled in a February 2025 wreck. (OJRSA was not at fault.)
- Because there are many unpredicted mechanical and electrical issues experienced with aging wastewater conveyance and treatment assets, O&M Contingency increased by \$100,000 to cover these unexpected expenses. This will allow the Operations Director and his leadership to address unexpected repairs and replacement of equipment without having to “sacrifice” other budgeted repairs/replacement projects. Contingency funds not used during the budget year will be retained for future projects and contingency or other purchases as approved by the Board.

Fund Transfer to Projects & Contingency Fund

There is a budgeted transfer of \$469,338 to the Projects & Contingency Fund to pay for the following projects, all of which are associated with the DHEC Consent Order:

1. Engineering MH1A-29 CCTV-MH Review
2. Manhole Flood Resilience Plan: Engineering (grant funding assistance, design, permitting, etc.)
3. Speeds Creek Force Main Replacement design and easements

Conveyance System (Total: \$964,406)

The Conveyance System department budget decreased by \$549,118 (-36.3%) from FY 2025. Department line items of emphasis:

- Supplies/Tools is projected to increase by \$42,342 (+282.3%) with the largest additions being to purchase new NASSCO CCTV software, replacement parts for Hach FL902 flow meters, and additional equipment to monitor inflow and infiltration (“I/I”).
- Professional & Contract Services has substantially decreased by \$333,554 (-70.1%) from FY 2025. OJRSA leadership staff determined that there was not a need to fund additional CCTV and cleaning during FY 2026 because funds were not yet available to perform the design and construction to rehabilitate the conveyance system for the portions of the sewer that were inspected during FY 2025 (entire OJRSA basin upstream of Martin Creek PS and the Southern Westminster Trunk Sewer).
- The price of sodium hypochlorite has decreased, leading to a \$9,773 (-27.3%) reduction in anticipated costs for the coming year.
- Equipment Rentals will increase by \$3,000 (+25%) due to the anticipated rental cost of an excavator to perform streambank stabilization projects and other repairs.
- R&M: Gravity & Force Mains increases by \$15,000 (+11.5%) to purchase additional rings, covers, risers, and other materials to rehabilitate manholes, air release valves, and other components of the conveyance system.
- Rolling Stock & Equipment requests include:
  - Inline hydrogen sulfide (“H<sub>2</sub>S”) meters that can report conditions in near-real time to the



## OJRSA Fiscal Year 2026 Comprehensive Budget Request

## OJRSA

- New utility trailer for the utility terrain vehicle (“UTV”)
- Brush cutter for skid steer
- R&M: Flow Meter Stations is projected to decrease by \$16,500 (-100%) as there are no anticipated projects associated with these facilities.
- R&M: Pump Stations is expected to decrease by approximately \$16,040 (-6.6%). Besides general maintenance costs, it includes the following special purchases and projects:
  - Rotating Assemblies for Pumps #4 and #5 at Coneross Creek PS
  - Pump motor for Choestoea PS
  - Replace motor base with new restraint system at Martin Creek PS

Water Reclamation Facility (Total: \$1,702,295)

The Water Reclamation Facility department budget increased by \$130,755 (+8.3%) from FY 2025.

Department line items of emphasis:

- Professional & Contract Services has decreased by \$2,352 (-13%) because the NPDES Permit renewal process should be complete by that time. The budget does include construction administration and permitting work to be performed on the chlorine replacement project (conversion to peracetic acid, or “PAA”). The next NPDES Permit renewal will likely begin during FY 2028 or 2029.
- Line items for both chlorine/PAA and sodium bisulfite (used for chlorine neutralization) will collectively increase due to higher costs for chemicals and usage; however, sometime during FY 2026, the OJRSA anticipates converting to PAA, at which time it is possible to actually reduce costs as chlorine neutralization will no longer be necessary.
- Biosolids Disposal is expected to decrease by \$133,900 (-41.9%) because the agency is not planning any largescale tank cleaning projects during FY 2026.
- Buildings & Grounds will decrease by \$65,500 (-78.5%) because two large projects funded during FY 2025 will be completed by that time: paving around solids storage pad/solids building and painting/replacing handrails.
- Rolling Stock & Equipment requests include:
  - Replacement of utility cart
  - New zero-turn lawn mower
- R&M: Water Reclamation Facility is projected to increase by \$300,469 (+48.5%) as the agency has several projects planned that address either Capital Improvement Project (“CIP”) items or facility needs to continue operations within the confines of all applicable permits. These include:
  - CIP Priority 1A Item: Replace aeration system gates
  - CIP Priority 1A Item: Aeration motor repair/replacement
  - CIP Priority 1A Item: Replace Primary Clarifier sludge pump (swing pump)
  - CIP Priority 1A Item: Wired connection for portable generator (including engineering)
  - CIP Priority 2 Item: Replace Scum Pump
  - Installation of a flow pulse and channel sensor at Headworks
  - Install flow meter on Secondary Clarifier return activated sludge (“RAS”) line
  - Replace aerobic zone mixer motor at Biological Reactor Basin
  - Install check valves at Secondary Clarifier RAS line
  - Install Secondary Clarifier return activated sludge motor
  - Replace one utility water pump

Pretreatment (Total: \$158,859)

The Pretreatment department budget increased slightly by \$12,856 (+8.8%) from FY 2025. It is worth noting that all expenses incurred by the OJRSA that are associated with the industrial pretreatment program are reimbursable by those facilities operating under the requirements of an OJRSA-issued Industrial Wastewater Discharge Permit.

## OJRSA Fiscal Year 2026 Comprehensive Budget Request

Laboratory (Total: \$58,830)

The Laboratory department budget is expected to decrease by \$25,547 (-30.3%) from FY 2025.

Department line items of emphasis:

- Professional & Contract Services are reduced by \$26,147 (-35.6%) because of savings associated with contract laboratory sampling.

Contract Operations (Total: \$19,432)

These expenses are for work performed by OJRSA staff associated with operating and maintaining Oconee County's Golden Corner Commerce Park Pump Station and force mains. All costs are reimbursable by the County, including routine labor expenses (non-emergency/afterhours) at a flat rate of \$26,000 per year, which is new for FY 2026 and is included as a revenue item only. In the past the OJRSA billed the county based on actual time spent performing work during the year and was included as an OJRSA expense; for FY 2025, this amount was estimated to be \$12,399.

Capital Improvement Projects (Total: \$80,000)

The Capital Improvement Projects (O&M funded) budget will be used to pay for the remainder of the inspection and construction administration services for the Seneca Creek Pump Station force main installation project. These expenses are to be paid for using budgeted carryover funds from FY 2025.

NOTE: This to be reimbursed by Fountain Residential Partners, LLC (or as assigned), thus is also counted as a revenue to offset this expense.

**Retail Operations & Maintenance Fund**

There is currently not a separate capital fund for the retail sewer system and all capital expenditures are paid from this fund.

The Retail Operations & Maintenance ("RO&M") account is to fund the construction and operation of the I-85 Corridor/Fair Play retail sewer system ("Sewer South"). Since Oconee County government is subsidizing the operation of this system, all revenues collected from this system must remain in this fund and cannot intermingle with other OJRSA funds except as necessary for operating shared assets, such as the Coneross Creek Water Reclamation Facility. If revenues do not equal or exceed expenses, then Oconee County is responsible for "making the budget whole" per various intergovernmental agreements because the Member Cities and their customers cannot subsidize this enterprise.

**Retail Operations & Maintenance Fund Revenues**

Anticipated revenues for RO&M, without net position transfer in (\$0) and carryforward (\$0), is \$105,802. The majority of this revenue is to be paid through reimbursement from Oconee County as it is not anticipated that the user fees collected will exceed the expenses associated with this system.<sup>11</sup>

**Retail Operations & Maintenance Fund Expenses**

FY 2026 expenses for the fund are estimated to be \$105,802, which is a decrease of \$3,607,229 (-97.2%) from the previous year. Since the construction phase of the project previously referred to as "Sewer South Phase II" is now complete, most of the costs are to be what the OJRSA believes to be the first year operational expenses for the retail sewer system. The only expenses that are anticipated beyond normal O&M are for the portion of the financial audit that is necessary with this system and engineering associated with streambank stabilization and the design of a potable waterline that will serve the Welcome Center Pump Station.<sup>12</sup>

**RESTRICTED FUNDS**

Per the *OJRSA Financial and Accounting Policy* and legal counsel's advice, funds in restricted accounts must be used for specific purposes for which they were obtained.

<sup>11</sup> These revenues received from Oconee County are in addition to those collected in the WO&M Fund.

<sup>12</sup> Engineering costs have already been approved by Oconee County.

## **Projects & Contingency Fund**

The Projects & Contingency Fund (“P&CF”) is primarily used for the purpose of performing capital projects and restoring or replacing depreciated or obsolete units of the system.

### **Projects & Contingency Fund Revenue**

Anticipated revenues for P&CF, without net position transfer in (\$0) and carryforward (\$330,000), is \$8,226,158. The sources of revenue include SCIP grants (\$7,773,098) and transfers from the WO&M Fund (\$453,060). The carryforward expenditures are for engineering associated with the two SCIP projects (Consent Order Conveyance System Rehab and Dewatering Equipment Replacement).

### **Projects & Contingency Fund Expenses**

Budgeted expenses totaling \$8,556,158 include:

#### Planning and Studies

- None

#### Gravity Sewer Projects

- CIP Priority 1A Item: Engineering – Review of MH1A-MH29 CCTV
- Consent Order Item: Engineering – Manhole resilience plan to make OJRSA manholes within the 100 year floodplain less vulnerable to the impacts of flooding
- Consent Order Item: Construction and Engineering – Continue SCIP-funded Consent Order Conveyance System Rehab project (estimated completion is August or September 2025)

#### Pump Station Projects

- None

#### Force Main Projects

- CIP Priority 1A Item: Engineering – Design and easement work associated with replacing the Speeds Creek Pump Station force main

#### WRF Projects

- Construction and Engineering – Continue SCIP-funded Dewatering Equipment Replacement project (estimated completion is May 2026)

## **Wholesale Impact Fund**

The Wholesale Impact Fund (“WIF”) Budget as presented includes revenue of \$976,000 from the collection of impact fees, industrial unused capacity fees, and interest earned on investments.

There are no WIF projects planned for FY 2026.

## **Retail Impact Fund**

The Retail Impact Fund (“RIF”) Budget as presented includes revenue of \$5,000 from the collection of impact fees, industrial unused capacity fees, and interest earned on investments.

There are no RIF projects planned for FY 2026.

## **Capital Projects**

Table 2 on the following pages include a list of projects as identified by OJRSA staff and Consent Order consultants as well as in the [Oconee County & Western Anderson County Sewer Master Plan \(July 2024\)](#)<sup>13</sup>, which serves as a guide for potential needs over the next 20 years at the Coneross Creek Water Reclamation Facility and the wholesale and retail conveyance systems. It is important to note that the list is not comprehensive as the extent

<sup>13</sup> Presented to the OJRSA board on July 1, 2024 by Weston & Sampson/Bolton & Menk.

## OJRSA Fiscal Year 2026 Comprehensive Budget Request

of some projects is not yet known.

The projects identified in the table are listed by priority based on Consent Order needs, criticality, equipment lifecycle, and growth. When initially developed, there were three priorities; however, when performing the rate/financial cost of service study, Willdan Financial Services recommended that it would be best to break this down further into either four or five priority levels. OJRSA staff determined it would be best to use four but to break the highest priority items—Priority 1—into two subcategories, Priority 1A and Priority 1B, with the primary difference being that growth would also be a considerable factor.<sup>14</sup>

*[SEE FOLLOWING PAGE FOR TABLES]*

---

<sup>14</sup> One other exception is the Martin Creek Pump Station hydrogen sulfide control system, which is listed as a Priority 1B project. The OJRSA has sustained numerous breaks on the force main associated with this facility as well as considerable odor complaints from those in the area of the force main discharge near the intersection of Wells Highway and Friendship Road. Although this project is important, it was deemed slightly less so than those in the Priority 1A list because the OJRSA has installed a temporary sodium hypochlorite chemical feed at the station to address the odor issue.

Table 2: Oconee Joint Regional Sewer Authority 20-Year Capital Improvement Plan & Rehabilitation Plan as included in Willdan Financial Services rate/cost of service study as presented to the OJRSA Board of Commissioners on March 6, 2025..Priorities: 1A-Critical O&M/Consent Order with No Growth (with a few exceptions to address include largescale equipment replacement, such as at the WRF) 1B-Critical O&M/Consent Order with Growth 2-Approaching End of Life with No Growth 3- Approaching End of Life with Growth 4- Growth Only

Priority	Project	Included in FY 2026 Budget?	Fiscal Year(s) to Perform	Location	Driver(s)	Likely Funding Source(s)	Consent Order Project?	Significant O&M Cost?
1A	Systemwide Improvements (Rehab 100% of System Plus Misc. Gravity Sewer Improvements)	NO	ALL FYs	Conveyance	O&M	Primary Debt	YES	No
	CCTV/Cleaning	NO	ALL FYs	Conveyance	O&M	Annual (O&M)	YES	YES
	Engineering/Flow Metering	YES	ALL FYs	Conveyance	O&M	Annual (O&M)	YES	YES
	GIS/Mapping	YES	ALL FYs	Conveyance	O&M	Annual (O&M)	YES	YES
	Coneross Influent PS Replace Soft Starts	NO	FY2026	WRF	O&M	Annual (O&M)	No	No
	Primary Clarifiers: Prim Clarifier Sludge #3 Pump Replacement	YES	FY2026	WRF	O&M	Annual (O&M)	No	No
	Choestoea Creek PS Replacement	NO	FY2026-FY2027	Conveyance	O&M	Cash &/or Debt	YES	No
	Pelham Creek PS Replacement CAN BE ELIMINATED BY DAVIS CREEK SEWER PROJECT	NO	FY2026-FY2027	Conveyance	Growth/O&M	Cash &/or Debt	No	No
	Speeds Creek Force Main Replacement	DESIGN - YES	FY2026-FY2027	Conveyance	Growth/O&M	Cash &/or Debt	YES	No
	Aeration: Gate Replacements	YES	FY2026-FY2027	WRF	O&M	Cash &/or Debt	No	No
	Aeration: Motor Repair / Replacement	YES	FY2026-FY2027	WRF	O&M	Cash &/or Debt	No	No
	Biological Reactor Basin: Valve / Gate Replacements	NO	FY2026-FY2027	WRF	O&M	Cash &/or Debt	No	No
	Digesters / Sludge Holding Tanks: Mixer Replacement for #1	NO	FY2026-FY2027	WRF	O&M	Cash &/or Debt	No	No
	Digesters / Sludge Holding Tanks: Replace Blowers	NO	FY2026-FY2027	WRF	O&M	Cash &/or Debt	No	No
	Electrical: Backup Power - Portable Generator Connection (inc. Engineering)	YES	FY2026-FY2027	WRF	Growth/O&M	Cash &/or Debt	No	No
	Flow Equalization & Storage: Day Tank Mixing and Control Equipment	NO	FY2026-FY2027	WRF	O&M	Cash &/or Debt	No	No
	Secondary Clarifiers: Rebuild / Replace Mechanical Equipment	NO	FY2026-FY2027	WRF	O&M	Cash &/or Debt	No	No
	Coneross Influent PS Flood Protection	NO	FY2027-FY2028	WRF	O&M	Cash &/or Debt	No	No
	Digesters / Sludge Holding Tanks: Repair Decanter System	NO	FY2029-FY2030	WRF	O&M	Cash &/or Debt	No	No
	ISS PS Replacement	NO	FY2033-FY2034	Conveyance	O&M	Cash &/or Debt	No	No
1B	Martin Creek H2S Control	NO	FY2026-FY2027	Conveyance	O&M	Cash &/or Debt	No	YES
	Millbrook PS Upgrade CAN BE ELIMINATED BY DAVIS CREEK SEWER PROJECT	NO	FY2026-FY2027	Conveyance	Growth/O&M	Cash &/or Debt	No	YES
	Perkins Creek PS Replacement	NO	FY2026-FY2027	Conveyance	Growth/O&M	Primary Debt	YES	No
	Seneca Creek PS Upgrade POSSIBLE ELIMINATION BY DAVIS CREEK SEWER PROJECT	NO	FY2026-FY2027	Conveyance	Growth/O&M	Primary Debt	No	YES
	Coneross Creek WRF Upgrade Phase 1 (Upgrade to 10.4 mgd)	NO	FY2027-FY2032	WRF	Growth	Primary Debt	No	YES
	Martin Creek Pump Station & Force Main	NO	FY2034-FY2035	Conveyance	Growth/O&M	Primary Debt	YES	No
2	Septage Receiving Station: Rehabilitation	NO	FY2026	WRF	O&M	Cash &/or Debt	No	No
	Digesters / Sludge Holding Tanks: Blower Room Repairs	NO	FY2026-FY2027	WRF	O&M	Annual (O&M)	No	No
	Primary Clarifiers: Scum Pump #2 Replacement	YES	FY2026-FY2027	WRF	O&M	Cash &/or Debt	No	No
	Secondary Clarifiers: Replace RAS Valves and Check Valves	NO	FY2026-FY2027	WRF	O&M	Cash &/or Debt	No	No
	Primary Clarifiers: Rehabilitate Distribution Box	NO	FY2027-FY2028	WRF	O&M	Cash &/or Debt	No	No
	Cane Creek PS Upgrade	NO	FY2031-FY2032	Conveyance	O&M	Cash &/or Debt	No	No
	Cryovac PS Upgrade	NO	FY2032-FY2033	Conveyance	O&M	Cash &/or Debt	No	No
	Speeds Creek PS Replacement	NO	FY2034-FY2035	Conveyance	Growth/O&M	Primary Debt	No	No
	Wexford PS Replacement	NO	FY2034-FY2035	Conveyance	O&M	Cash &/or Debt	No	No
3	US 123 / 76 West Seneca RR Bridge Crossing / Bottleneck	NO	FY2026-FY2027	Conveyance	Growth/O&M	Cash &/or Debt	No	No
	Davis Creek Road Gravity Sewer / PS Elimination	NO	FY2026-FY2028	Conveyance	Growth/O&M	Primary Debt	No	No
4	Davis Creek Road No. 1 Pump Station & Force Main (Newry Area development)	NO	FY2026-FY2028	Conveyance	Growth	Primary Debt	No	YES
	Martin Creek Gravity Sewer (needed to serve Newry Area development)	NO	FY2026-FY2028	Conveyance	Growth	Primary Debt	No	No
	Newry Area Pump Station & Force Main	NO	FY2026-FY2029	Conveyance	Growth	Primary Debt	No	YES



	Richland Creek Trunk Sewer Extension	NO	FY2026-FY2029	Conveyance	Growth	Primary Debt	No	No
	Richland Road Gravity Sewer	NO	FY2027-FY2028	Conveyance	Growth	Cash &/or Debt	No	No
	Primary Clarifiers: Alkalinity Control	NO	FY2029-FY2030	WRF	O&M	Cash &/or Debt	No	YES
	West Perkins Creek Gravity Sewer	NO	FY2032-FY2034	Conveyance	Growth	Primary Debt	No	No
	Lower Westminster Gravity Sewer	NO	FY2036-FY2038	Conveyance	Growth	Cash &/or Debt	No	No
	Shiloh Road Gravity Sewer	NO	FY2036-FY2037	Conveyance	Growth	Cash &/or Debt	No	No
	Flat Rock Downstream Gravity Sewer	NO	FY2040-FY2042	Conveyance	Growth	Cash &/or Debt	No	No
	Coneross Creek WRF Upgrade Phase 2 (Upgrade to 13.0 mgd)	NO	FY2040-FY2045	WRF	Growth	Primary Debt	No	YES
	Lower Seneca Creek Sewer Improvements	NO	FY2041-FY2043	Conveyance	Growth	Primary Debt	No	YES
	Choestoea Creek Gravity Sewer	NO	FY2042-FY2044	Conveyance	Growth	Cash &/or Debt	No	No
	West Oak Sewer Extension	NO	FY2042-FY2044	Conveyance	Growth	Primary Debt	No	YES
	Valley View Sewer Improvements	NO	FY2043-FY2045	Conveyance	Growth	Primary Debt	No	YES
N/A	I-85 Region Sewer OCONEE COUNTY FUNDED (2022 Dollars: \$16,000,000)	NO	TBD	Conveyance	Growth	Oconee Co	No	YES

**O&M REVENUES**

		FY 2026	FY 2025	Δ\$ from FY 2025 Final	Δ% from FY 2025 Final
401-01910	User Fees	6,128,172	5,717,028	411,144	7.2%
401-01770	Connection (Tap) Fees	0	0	0	0.0%
401-01790	Unrestricted Interest	25,000	25,000	0	0.0%
401-01800	Sale of Assets	0	0	0	0.0%
401-01810	Fair Market Adjustment	0	0	0	0.0%
401-01820	Grants - Non-Retail Sewer	0	0	0	0.0%
401-01840	Other Revenue	41,269	158,622	(117,353)	-74.0%
401-01920	Contributed Capital	0	0	0	0.0%
501-01830	Hauled Waste Services	213,502	213,308	194	0.1%
801-01850	Industry Reimbursement	190,278	174,852	15,427	8.8%
1201-01900	Intergov. Reimbursement - Contract Operations & Retail Sewer	50,491	44,072	6,419	14.6%
	Net Position Transfer In <i>Use of fund balance to balance budget</i>	0	0	0	0.0%
From Previous Year	Carryforward Expenditures <i>Carryover from Previous Year for Budgeted Items</i>	110,714	26,500	84,214	317.8%
<b>TOTAL O&amp;M REVENUES</b>		<b>6,759,426</b>	<b>6,359,382</b>	<b>400,044</b>	<b>6.3%</b>

**O&M EXPENSES****ADMINISTRATION**

		3,775,898	2,788,318	987,580	35.4%
501-01140	Depreciation <i>Not included in budget request but must be accounted for</i>	1,238,863	1,222,487	16,376	1.3%
501-01300	Payroll: Salaries <i>Does not include Pretreatment</i>	1,331,852	1,154,105	177,747	15.4%
501-01310	Overtime	35,892	41,194	(5,302)	-12.9%
501-01350	Payroll: FICA 6.2% / Medicare 1.45% <i>Includes Pretreatment</i>	110,941	97,367	13,574	13.9%
501-01380	Payroll: Retirement 18.56% <i>Does not include Pretreatment</i>	253,853	221,848	32,006	14.4%
501-02200	Commissioner Expenses	13,140	13,680	(540)	-3.9%
501-02210	Temporary Employee <i>moved to Payroll: Salaries FY 2026</i>	0	0	0	0.0%
501-02220	Group Health Insurance <i>Does not include Pretreatment</i>	264,245	215,280	48,965	22.7%
501-02230	Unemployment Insurance <i>moved to Insurance - Property/Gen FY 20</i>	0	0	0	0.0%
501-02240	Workers' Compensation <i>moved to Insurance - Property/Gen FY 2026</i>	0	20,791	(20,791)	-100.0%
501-02250	Insurance - Property/General	109,186	81,363	27,824	34.2%
501-02260	Employee Uniforms & Wellness	34,987	2,600	32,387	1,245.6%
501-02270	Uniforms <i>moved to Employee Uniforms &amp; Wellness FY 2026</i>	0	31,475	(31,475)	-100.0%
501-02280	Travel & POV Mileage <i>moved to R&amp;M: Vehicles, Equipment, &amp; Fuel FY 2026</i>	0	8,650	(8,650)	-100.0%
501-02290	Agency Memberships <i>moved to Licenses/Certs/Memberships FY 2026</i>	0	11,715	(11,715)	-100.0%
501-02300	Licenses/Certifications/Memberships	47,668	4,563	43,105	944.7%
501-02310	Seminars/Workshops & Training <i>moved to Licenses/Certs/Memberships FY 2026</i>	0	42,020	(42,020)	-100.0%
501-02320	Events & Meeting Expenses	4,400	4,300	100	2.3%
501-02340	Public Relations & Advertising <i>moved to Admin Services FY 2026</i>	0	16,250	(16,250)	-100.0%
501-02360	Mailing/Shipping <i>moved to Admin Services FY 2026</i>	0	750	(750)	-100.0%
501-02370	Safety	50,355	33,050	17,305	52.4%
501-02380	Office Supplies and Software	298,788	79,822	218,966	274.3%
501-02410	Technology: Phones/Internet/TV	16,500	14,436	2,064	14.3%
501-02420	Administration Services	280,413	237,823	42,591	17.9%
501-02520	Fuel: Vehicles & Equipment <i>Moved to R&amp;M: Vehicles, Trailers, &amp; Equipment FY2026</i>	0	37,250	(37,250)	-100.0%
501-02530	R&M: Vehicles, Trailers, & Equipment	116,000	38,500	77,500	201.3%
501-02560	Fees & Penalties	4,339	4,487	(148)	-3.3%
501-02580	Grants/Loans Matching <i>(to Member Cities)</i>	0	0	0	0.0%
501-02590	Rolling Stock & Equipment	84,000	0	84,000	0.0%
501-02440	O&M Contingency	250,000	150,000	100,000	66.7%
501-99991	Transfer to Retail Impact Fund	0	0	0	0.0%
501-99992	Transfer to Wholesale Impact Fund	0	0	0	0.0%
501-99993	Transfer to Retail O&M Fund (I-85 Corridor Sewer)	0	0	0	0.0%
501-99994	Fund Transfer to Projects & Contingency Fund	469,338	225,000	244,338	108.6%
<b>CONVEYANCE SYSTEM</b>		<b>964,406</b>	<b>1,513,524</b>	<b>(549,118)</b>	<b>-36.3%</b>
601-02400	Supplies/Tools	57,342	15,000	42,342	282.3%
601-02411	Technology: SCADA	22,043	22,100	(58)	-0.3%
601-02430	Professional & Contract Services	142,556	476,110	(333,554)	-70.1%
601-02450	Chemicals: Sodium Hypochlorite <i>Odor and corrosion control</i>	26,061	35,834	(9,773)	-27.3%
601-02455	Chemicals: Herbicides & Pesticides	2,000	1,500	500	33.3%
601-02457	Chemicals: Other	0	0	0	0.0%
601-02490	Electricity	279,840	266,700	13,140	4.9%
601-02500	Water	11,130	8,950	2,180	24.4%
601-02521	Fuel: Generators <i>Moved to R&amp;M: Vehicles, Trailers, &amp; Equipment FY2026</i>	0	6,800	(6,800)	-100.0%

		FY 2026	FY 2025	Δ\$ from FY 2025 Final	Δ% from FY 2025 Final
601-02540	Equipment Rentals	15,000	12,000	3,000	25.0%
601-02550	Buildings & Grounds	6,000	5,500	500	9.1%
601-05230	R&M: Gravity & Force Mains	145,000	130,000	15,000	11.5%
601-02590	Rolling Stock & Equipment	32,025	275,080	(243,055)	-88.4%
601-04000	R&M: Flow Monitor Stations	0	16,500	(16,500)	-100.0%
601-05000	R&M: Pump Stations	225,410	241,450	(16,040)	-6.6%
<b>WATER RECLAMATION FACILITY</b>		<b>1,702,295</b>	<b>1,571,539</b>	<b>130,755</b>	<b>8.3%</b>
701-02400	Supplies/Tools	6,500	12,000	(5,500)	-45.8%
701-02411	Technology: SCADA	6,511	12,500	(5,989)	-47.9%
701-02430	Professional & Contract Services	15,750	18,102	(2,352)	-13.0%
701-02450	Chemicals: Sodium Hypochlorite	0	0	0	0.0%
701-02451	Chemicals: Chlorine/PAA	74,160	60,242	13,918	23.1%
701-02452	Chemicals: Polymer	66,000	66,450	(450)	-0.7%
701-02454	Chemicals: Sodium Bisulfite	25,000	21,474	3,526	16.4%
701-02455	Chemicals: Herbicides & Pesticides	0	0	0	0.0%
701-02457	Chemicals: Other	6,800	6,000	800	13.3%
701-02470	Garbage	396	2,067	(1,671)	-80.8%
701-02480	Natural Gas	1,590	1,855	(265)	-14.3%
701-02490	Electricity	337,080	336,000	1,080	0.3%
701-02500	Water	5,300	3,710	1,590	42.9%
701-02510	Biosolids Disposal	185,389	319,289	(133,900)	-41.9%
701-02521	Fuel: Generators <i>Moved to R&amp;M: Vehicles, Trailers, &amp; Equipment FY2026</i>	0	4,000	(4,000)	-100.0%
701-02540	Equipment Rentals	5,000	5,000	0	0.0%
701-02550	Buildings & Grounds	17,900	83,400	(65,500)	-78.5%
701-02590	Rolling Stock & Equipment	29,000	0	29,000	0.0%
701-03000	R&M: Water Reclamation Facility	919,919	619,450	300,469	48.5%
<b>PRETREATMENT <i>Most Regulatory Services Coordinator expenses</i></b>		<b>158,565</b>	<b>145,710</b>	<b>12,856</b>	<b>8.8%</b>
801-01300	Payroll: Salaries	82,469	77,472	4,997	6.5%
801-01380	Payroll: Retirement <i>18.56%</i>	15,306	14,379	927	6.5%
801-01350	Payroll: FICA <i>6.2%</i> / Medicare <i>1.45%</i> <i>Included with 501-01350</i>	0	0	0	0.0%
801-02210	Temporary Employee <i>moved to 801-01300 FY 2026</i>	0	0	0	0.0%
801-02220	Group Health Insurance	8,347	7,522	825	11.0%
801-02230	Unemployment Insurance <i>Included with 501-02250 FY 2026</i>	0	0	0	0.0%
801-02240	Workers' Compensation <i>Included with 501-02250 FY 2026</i>	0	0	0	0.0%
801-02260	Employee Uniforms & Wellness <i>Included with 501-02260 FY 2026</i>	0	0	0	0.0%
801-02270	Uniforms <i>Included with 501-02260 FY 2026</i>	0	0	0	0.0%
801-02280	Travel & POV Mileage <i>moved to 801-02300 FY 2026</i>	0	0	0	0.0%
801-02300	Licenses/Certifications/Memberships	4,110	425	3,685	867.1%
801-02310	Seminars/Workshops & Training <i>moved to 801-02300 FY 2026</i>	0	2,975	(2,975)	-100.0%
801-02330	Legal	0	0	0	0.0%
801-02340	Public Relations & Advertising <i>moved to 801-02430 FY 2026</i>	0	0	0	0.0%
801-02360	Mailing/Shipping <i>moved to 801-02380 FY 2026</i>	0	0	0	0.0%
801-02380	Office Supplies	4,500	3,700	800	21.6%
801-02400	Supplies/Tools	0	0	0	0.0%
801-02410	Technology: Phones/Internet/TV	1,335	748	587	78.5%
801-02430	Professional & Contract Services	42,498	38,489	4,009	10.4%
801-02590	Rolling Stock & Equipment	0	0	0	0.0%
<b>LABORATORY</b>		<b>58,830</b>	<b>84,377</b>	<b>(25,547)</b>	<b>-30.3%</b>
901-02400	Supplies/Tools	6,200	6,000	200	3.3%
901-02430	Professional & Contract Services	47,230	73,377	(26,147)	-35.6%
901-02456	Chemicals: Laboratory	5,400	5,000	400	8.0%
<b>CONTRACT OPERATIONS <i>GCCP PS/FMs/Gravity Sewer Only</i></b>		<b>19,432</b>	<b>34,100</b>	<b>(14,668)</b>	<b>-43.0%</b>
1201-02400	Supplies/Tools <i>GCCP PS/FMs/Gravity Sewer Only</i>	0	0	0	0.0%
1201-02411	Technology: SCADA <i>GCCP Only</i>	2,202	625	1,577	252.3%
1201-02430	Professional & Contract Services <i>GCCP PS/FMs/Gravity Sewer Only</i>	5,100	20,610	(15,510)	-75.3%
1201-02490	Electricity <i>GCCP PS/FMs Only Paid directly by Oconee County</i>	0	0	0	0.0%
1201-02500	Water <i>GCCP PS/FMs Only</i>	630	1,365	(735)	-53.8%
1201-02521	Fuel: Generators <i>GCCP PS Only</i>	500	500	0	0.0%
1201-02550	Buildings & Grounds <i>GCCP PS/FMs/Gravity Sewer Only</i>	500	500	0	0.0%
1201-05000	R&M: Pump Stations <i>GCCP PS/FMs Only</i>	10,500	10,500	0	0.0%
1201-05230	R&M: Gravity & Force Mains <i>GCCP PS/FMs/Gravity Sewer Only</i>	0	0	0	0.0%
<b>O&amp;M CAPITAL IMPROVEMENT PROJECTS</b>		<b>80,000</b>	<b>140,000</b>	<b>(60,000)</b>	<b>-42.9%</b>
1401-XXXXX	CIP: Conveyance System	80,000	140,000	(60,000)	-42.9%
1401-XXXXX	CIP: Water Reclamation Facility	0	0	0	0.0%
1401-XXXXX	CIP: Other	0	0	0	0.0%

	FY 2026	FY 2025	Δ\$ from FY 2025 Final	Δ% from FY 2025 Final
TOTAL WHOLESALE O&M EXPENSES (w/o Depreciation)	6,759,426	6,277,567	481,859	7.7%
WHOLESALE O&M FUND ±	0	81,815		

DRAFT

**PROJECTS & CONTINGENCY FUND (RESTRICTED)****Projects & Contingency Fund Revenues**

1501-01780	Restricted Interest - Projects & Contingency	
1501-01840	Other Revenue - Projects & Contingency	
1501-11111	Fund Transfers In - Projects & Contingency Fund	
	Net Position Transfer In - P&CF <i>Use of fund balance to balance budget</i>	
	Carryforward Expenditures - P&CF <i>Carryover from Previous Year for Budgeted Items</i>	
<b>TOTAL PROJECTS &amp; CONTINGENCY FUND REVENUES/CARRYOVER</b>		

FY 2026	FY 2025	Δ\$ from FY 2025 Final	Δ% from FY 2025 Final
0	0	0	0.0%
7,773,098	0	7,773,098	0.0%
453,060	225,000	228,060	101.4%
0	0	0	0.0%
330,000	9,257,357	(8,927,357)	-96.4%
<b>8,556,158</b>	<b>9,482,357</b>	<b>(926,200)</b>	<b>-9.8%</b>

**Projects & Contingency Fund Restricted Expenses**

1501-XXXXX	Projects & Contingency Expenses	
<b>TOTAL PROJECTS &amp; CONTINGENCY FUND EXPENSES</b>		
Projects & Contingency Fund ±		

8,556,158	9,382,357	(826,200)	-8.8%
<b>8,556,158</b>	<b>9,382,357</b>	<b>(826,200)</b>	<b>-8.8%</b>
<b>0</b>	<b>100,000</b>		

**WHOLESALE IMPACT FUND (RESTRICTED)****Wholesale Impact Fund Revenues**

1101-01780	Restricted Interest - Wholesale Impact Fund	
1101-01880	Wholesale Impact Fund Fees	
1101-01980	Unused Capacity Fees - Wholesale Impact Fund	
1101-11111	Other Fund Transfer In	
	Net Position Transfer In - Wholesale Impact Fund	
	Carryover from Previous Year - Wholesale Impact Fund	
<b>TOTAL WHOLESALE IMPACT FUND REVENUES</b>		

FY 2026	FY 2025	Δ\$ from FY 2025 Final	Δ% from FY 2025 Final
100,000	100,000	0	0.0%
800,000	1,000,000	(200,000)	-20.0%
76,000	150,000	(74,000)	-49.3%
0	0	0	0.0%
0	0	0	0.0%
0	0	0	0.0%
<b>976,000</b>	<b>1,250,000</b>	<b>(274,000)</b>	<b>-21.9%</b>

**Wholesale Impact Fund Expenses**

1101-XXXXX	Wholesale Special Expansion Fund Projects	
<b>TOTAL WHOLESALE IMPACT FUND EXPENSES</b>		
Wholesale Impact Fund ±		

0	0	0	0.0%
<b>0</b>	<b>0</b>	<b>0</b>	<b>0.0%</b>
<b>976,000</b>	<b>1,250,000</b>		

**RETAIL OPERATIONS & MAINTENANCE FUND (UNRESTRICTED)****Retail Operations & Maintenance Fund Revenues** *Non-Contract Operation Gravity/PS/FM Sewer*

1301-01910	User Fees - Retail O&M	
1301-01770	Connection (Tap) Fees - Retail O&M	
1301-01780	Unrestricted Interest - Retail O&M	
1301-01821	Grants - Retail O&M	
1301-01900	Intergov. Reimbursement - Retail O&M	
1301-11111	Other Fund Transfer In	
	Net Position Transfer In - Retail Sewer System	
	Carryover from Previous Year - Retail Sewer System	
<b>TOTAL RETAIL O&amp;M FUND REVENUES</b>		

FY 2026	FY 2025	Δ\$ from FY 2025 Final	Δ% from FY 2025 Final
269	17,678	(17,409)	-98.5%
0	0	0	0.0%
0	0	0	0.0%
0	0	0	0.0%
105,534	13,031	92,502	709.8%
0	0	0	0.0%
0	0	0	0.0%
0	6,021,303	(6,021,303)	-100.0%
<b>105,802</b>	<b>6,052,012</b>	<b>(5,946,209)</b>	<b>-98.3%</b>

**Retail Operations & Maintenance Fund Expenses** *Non-Contract Operation Gravity/PS/FM Sewer***01301 TOTAL RETAIL OPERATIONS & MAINTENANCE FUND**

1301-01140	Depreciation - Retail O&M <i>Not included in budget request but must be accounted for</i>	
1301-02400	Supplies/Tools - Retail O&M	
1301-02411	Technology: SCADA - Retail O&M	
1301-02430	Professional & Contract Services - Retail O&M	
1301-02490	Electricity - Retail O&M	
1301-02500	Water - Retail O&M	
1301-05230	R&M: Gravity & Force Mains - Retail O&M	
1301-02550	Buildings & Grounds - Retail O&M	
1301-05180	R&M: Pump Stations - Retail O&M	

0	0		
500	500	0	0.0%
1,370	1,250	120	9.6%
93,337	7,406	85,931	1,160.3%
8,820	2,100	6,720	320.0%
1,050	1,050	0	0.0%
0	0	0	0.0%
0	0	0	0.0%
725	725	0	0.0%

**01401 CIP PROJECTS - RETAIL OPERATIONS & MAINTENANCE FUND**

1401-XXXXX	CIP: Sewer South Phase II	
	New This FY	

0	3,700,000	(3,700,000)	-100.0%
---	-----------	-------------	---------

**TOTAL RETAIL O&M FUND EXPENSES (w/o Depreciation)**

Retail O&amp;M Fund ±

<b>105,802</b>	<b>3,713,031</b>	<b>(3,607,229)</b>	<b>-97.2%</b>
<b>0</b>	<b>2,338,981</b>		

**RETAIL IMPACT FUND (RESTRICTED)**

FY 2026	FY 2025	Δ\$ from FY 2025 Final	Δ% from FY 2025 Final
---------	---------	------------------------	-----------------------



Retail Impact Fund Revenues

1001-01780	Restricted Interest - Retail Impact Fund	0	0	0	0.0%
1001-01880	Retail Impact Fund Fees	5,000	5,000	0	0.0%
1001-01980	Unused Capacity Fees - Retail Impact Fund	0	0	0	0.0%
1001-11111	Other Fund Transfer In	0	0	0	0.0%
	Net Position Transfer In - Retail Impact Fund	0	0	0	0.0%
TOTAL RETAIL IMPACT FUND REVENUES		5,000	5,000	0	0.0%

Retail Impact Fund Expenses

1001-XXXXX	Retail Special Expansion Fund Projects	0	0	0	0.0%
TOTAL RETAIL IMPACT FUND EXPENSES		0	0	0	0.0%
Retail Impact Fund ±		5,000	5,000		

DRAFT



## MEMORANDUM

TO: Current and Potential Customers of the OJRSA  
Board of Commissioners

FROM: Chris Eleazer, OJRSA Executive Director

DATE: May 29, 2025

SUBJECT: Changes to *OJRSA Schedule of Fees*

---

The following pages contain the draft *OJRSA Schedule of Fees* for Fiscal Year 2026. Fee changes and additions are indicated by yellow highlighted font and the old fees are listed by black highlighted text. If text was removed, then it is not included on this updated draft—refer to the FY 2025 *OJRSA Schedule of Fees*.

### Examples:

New fee: \$1.00

Old fee: (old rate \$0.99)

New text: Definition



**OJRSA**

Oconee Joint Regional  
SEWER AUTHORITY

# **SCHEDULE OF FEES**

Effective July 1, 2025

## **CONTENTS**

<b>ADOPTION AND APPROVAL AS POLICY .....</b>	<b>1</b>
ADOPTION .....	1
NON-SUBSTANTIVE CHANGES TO POLICY .....	1
<b>DEFINITIONS, ACRONYMS, AND FORMAT .....</b>	<b>1</b>
DEFINITIONS .....	1
ACRONYMS AND ABBREVIATIONS .....	3
DOCUMENT FORMAT .....	3
SERVICE AREA MAP .....	4
<b>SECTION 1 RESIDENTIAL USER RATES .....</b>	<b>4</b>
<b>SECTION 2 NONRESIDENTIAL USER RATES .....</b>	<b>5</b>
2.1 GENERAL NONRESIDENTIAL USER FEES .....	5
2.2 SPECIAL PRETREATMENT FEES .....	5
2.3 INDUSTRIAL AND OTHER NONRESIDENTIAL USER FEES .....	6
2.4 INDUSTRIAL PRETREATMENT BILLING EXPENSE BILLING .....	7
2.5 HAULED WASTE PROGRAM FEES .....	8
<b>SECTION 3 IMPACT FEES .....</b>	<b>8</b>
<b>SECTION 4 ENGINEERING, CONNECTION, AND INSPECTION FEES .....</b>	<b>10</b>
<b>SECTION 5 CONTRACT SERVICES PROVIDED FOR NON-WHOLESALE OJRSA WASTEWATER SYSTEMS (INCLUDING RETAIL SEWER SYSTEM) .....</b>	<b>12</b>
<b>5.1 ROUTINE WORK .....</b>	<b>12</b>
<b>5.2 NONROUTINE WORK .....</b>	<b>12</b>
<b>SECTION 6 OTHER FEES AND FINES .....</b>	<b>13</b>
6.1 FINANCIAL AND LATE FEES .....	13
6.2 FREEDOM OF INFORMATION ACT FEES .....	13
6.3 PENALTIES AND FINES .....	14
<b>SECTION 7 APPEAL OF FEES .....</b>	<b>15</b>
<b>ENDNOTES (COMMENTS, EXAMPLES, AND FEE JUSTIFICATION) .....</b>	<b>15</b>
<b>REVISION HISTORY .....</b>	<b>18</b>

**OJRSA Schedule of Fees**

July 1, 2025

**Adoption and Approval as Policy****Adoption**

The *OJRSA Schedule of Fees* (Policy) shall become effective on July 1, 2025 in accordance with *OJRSA Resolution 2025-05*.

These fees shall be in full force and effect from and after passage, approval, and publication, as provided by law.

**Non-substantive Changes to Policy**

Certain portions of this Policy, such as additions and/or corrections to internet addresses and links, illustrations, referenced forms, and as noted elsewhere within may be updated as necessary by the OJRSA Executive Director without being considered a substantive change to this Policy. Non-substantive changes shall not be documented in the Revision History table.

**Definitions, Acronyms, and Format**

This section of the *OJRSA Schedule of Fees* contains definitions, acronyms, abbreviations, and formatting that are specific to this document.

**Definitions**

Administrative Fee shall mean a fee that covers employee time spent on a task, time researching a project, meetings with consultants, preparing invoices or records, travel, basic postage and copies, etc. Note: This fee is separate from the Administrative Pretreatment Fee.

Administrative Pretreatment Fee shall mean a fee that covers general labor and incidental costs incurred by OJRSA, including those serving in agency's pretreatment program and other OJRSA staff as necessary, as well as general use materials used by the program (e.g., fuel for vehicles, general office supplies, electricity and other utilities for program, etc.). If specific industries require substantial time by other OJRSA staff, then the industries the work is performed for shall be billed for this time based on the median hourly wages of the lowest pay classification staff member(s) who have the necessary skills and training to perform the tasks along with all other costs associated with the task.

Board shall mean the OJRSA Board of Commissioners.

Calendar Day shall mean all days, including weekends and holidays.

Capacity Permit shall mean a Permit for OJRSA Wastewater System Capacity (or other document that serves this purpose) issued to a User or facility after January 1, 1990.

Commercial shall mean a company or organization occupied with or engaged in commerce or work intended for commerce. Examples include food service establishments, grocery stores, banks, hotels, office space, retail shops, multi-family developments, etc.

Customer shall mean a User who, according to the records of a Member City, Town of West Union, Oconee County, or the OJRSA, receives wastewater service at a site that is directly or indirectly served by the OJRSA via a sewer service connection.

Domestic Wastewater shall mean wastewater that originates from activities such as restroom usage, bathing, food preparation, laundry, etc.

Equivalent Residential Unit shall mean unit of measure used to express the amount of wastewater discharged by a typical fulltime single family residence. The OJRSA considers one ERU to equal the current gallons per day for residences (or single family residence or equivalent thereof) as listed in the current version of *South Carolina Regulation 61-67 Appendix A Unit Contributory Loadings to All Domestic Wastewater Treatment Facilities*.

Fiscal Year shall mean the accounting period for which the OJRSA operates, which is July 1 through June 30.

FOG Control Device shall mean FOG interceptors, FOG traps, or other OJRSA approved means of removing fats, oils, and grease from the wastewater conveyance and treatment system.



## OJRSA Schedule of Fees

July 1, 2025

FOG Generator shall mean facilities that generate fats, oils, and grease.

Hauled Waste shall mean transported waste materials and products including, but not limited to waste from vessels, chemical and/or portable toilets, campers, trailers, septic tanks, FOG interceptors, FOG traps, and vacuum pump tank trucks.

Illegal Tap shall mean any tap or connection made on an OJRSA pipe, manhole, or other facility without written authorization from the OJRSA is considered an illegal tap. The property owner as identified by Oconee County tax records as of the date the connection was discovered is responsible for these costs. Deficiencies are defined as any methods and/or materials that are not approved by the OJRSA in its current version of the *OJRSA Sewer Use Regulation*, *OJRSA Development Policy*, or other OJRSA policy. Illegal connections are also subject to South Carolina Code of Law Title 6 Section 11-280 and others as appropriate.

Impact Fee shall mean the initial charge for the allocation of wastewater treatment and transportation capacity based upon the greater of the user's permitted or projected volume of wastewater discharge or contribution to the system. The collection and use of these fees are governed by the *OJRSA Impact Fee Policy*.

Industrial User (or Industrial) shall mean a user that introduces pollutants from any non-domestic wastewater source as regulated by the Federal Water Pollution Control Act (also known as the Clean Water Act), Title 40 of the Code of Federal Regulations, and/or applicable state/local laws and regulations.

Institution (or Institutional) shall mean an organization that provides services to the public or a specific sector of the public. Examples include schools, places of worship, medical facilities, prisons, etc.

Landfill Leachate shall mean a liquid that is formed when fluid from any source (e.g., rain, groundwater, wet paint, etc.) filters through wastes placed in a landfill. When this fluid comes in contact with buried wastes, it leaches, or draws out, chemicals or constituents from those wastes.

May is permissive. Shall is mandatory and requires compliance.

Master Meter shall mean a water meter that serves multiple tenants. This practice is often utilized in conjunction with multi-family developments (e.g., apartments, condominiums, etc.), subdivisions, and mobile home parks but can include other types of users.

Member Cities shall mean the cities of Seneca, Walhalla, and Westminster and others as defined by legally binding Intergovernmental Agreement(s).

Multi-Family Development shall mean a structure or complex of buildings intended for multiple families to reside in for extended periods of time. Examples include apartments, townhomes, condominiums, duplexes/multiplexes, etc. *Multi-family developments where each residential unit is served by its own water meter is considered a Residential User.*

Non-Domestic Wastewater shall mean wastewater from the production, manufacturing, or processing operations of certain Nonresidential Users, the discharge of which exceeds normal domestic wastewater maximum allowable concentration limits.

Nonresidential User (or Nonresidential) shall mean any use other than a Residential User, which may include, but is not limited to: Food Service Establishments, Industrial Users, health care facilities, religious establishments, educational facilities, assisted living facilities, office facilities, and other commercial establishments. *It shall also include apartments, condominiums, and other multi-unit housing complexes served by a Master Meter and/or with a common sewer service lateral or system serving multiple units prior to connecting with a public sewer.*

Nonroutine Work shall mean any work performed that is not defined as Routine Work, including work performed outside of normal business hours and emergency underground utility locates. *Complaint investigations are considered Nonroutine Work.*

Oconee County Sewer Commission shall mean an autonomous commission of Oconee County government and predecessor of the Oconee Joint Regional Sewer Authority.

Residential User (or Residential) shall mean an independent residential structure that sits on its own land and is intended to be used as a single unit with unshared utilities. Includes traditional detached homes, mobile homes, Multi-Family Developments (*if units have individual sewer plumbing that is not combined prior to connection to the public sewer system*), and recreational vehicle ("RV")/camper site with an individual water meter and sewer connection. It shall not include those served by a Master Meter or those defined as a Nonresidential User.

Retail Service Area shall mean the area where the OJRSA provides the following services for customers within this area: wastewater collection, trunk conveyance, and treatment. These services may be provided on systems which the OJRSA

## OJRSA Schedule of Fees

July 1, 2025

owns or operates as a contractor for a separate owner. These areas are not owned, operated, nor maintained by a Member City. See Figure 1 (page 4) for more information.

**Routine Work** shall mean all work performed regularly, repeatedly, and according to a standard procedure. This work is (or can be) scheduled and is performed during normal business hours and includes, but is not limited to: general site inspections, preventative maintenance of equipment, maintenance or replenishment of chemical feed systems, grounds and rights-of-way cutting or herbicide application, nonemergency underground utility locates, nonemergency fueling of generators, and transporting trailers used for bar screen operations. Similar work that is performed outside of normal business hours, if necessary, shall be considered Nonroutine Work. Complaint investigations are considered Nonroutine Work.

Shall is mandatory and requires compliance. May is permissive.

South Carolina Department of Environmental Services (SCDES) shall mean the government agency, or its successor agency, responsible for protecting the State of South Carolina's air, land, and water resources as authorized under multiple state and federal laws. Prior to July 1, 2024, the agency responsible for these functions was the South Carolina Department of Health and Environmental Control.

Special Pretreatment Device shall mean equipment used to reduce, remove, or alter the nature of pollutants in wastewater prior to entering the Public Sewer (as defined in the *OJRSA Sewer Use Regulation*). Such devices include, but are not limited to: FOG Control Devices, Oil/Water Interceptors, Sand/Oil Interceptors, Hair Trap/Interceptors, Lint Interceptors, Plaster Interceptors, Pretreatment Systems, and others as necessary to protect the conveyance system, treatment facility, and/or to comply with NPDES permit requirements.

Surcharge shall mean a charge for sewer service and treatment service for wastes having characteristics different from sanitary wastes and for which additional charges must be assessed in order to compensate for additional expenses and impacts incurred.

User shall mean any person or entity who directly or indirectly discharges, causes, or permits the discharge of domestic or nondomestic wastewater to any wastewater conveyance system directly or indirectly connected to an OJRSA facility. Users consist of Residential and Nonresidential Users as defined herein. A User can have water and/or sewer service provided by a Member City, OJRSA, or can be a Well Customer.

Well Customer shall mean a Customer that utilizes sewer service that receives potable or non-potable water from any hole that is drilled, dug, or excavated. Such Customers shall be classified as Residential or Nonresidential Users.

Wholesale Service Area shall mean the area where the retail wastewater and drinking water services are owned, operated, and maintained by a Member City. The OJRSA provides trunk wastewater conveyance and treatment services only in this area. See Figure 1 (page 4) for more information.

## Acronyms and Abbreviations

e.g.: Exempli Gratia, Latin for "for example"

**ERU: Equivalent Residential Unit**

FEMA: Federal Emergency Management Agency or any successor agency

FOG: Fats, Oils, and Grease

FOIA: Freedom of Information Act

FY: Fiscal Year

gal: Gallons (unit of volume)

GIS: Geographic Information System

gpd: Gallons per Day (unit of flow)

gpm: Gallons per Month (unit of volume)

GSA: United States General Services Administration or any successor agency

**IU: Industrial User**

lb: Pound (unit of mass)

mg/L: Milligrams per Liter (unit of concentration)

O&P: Operations & Planning

OCSC: Oconee Count Sewer Commission

OJRSA: Oconee Joint Regional Sewer Authority

POV: Privately Owned Vehicle

SCDES: South Carolina Department of Environmental Services (or successor agency)

**SUR: OJRSA Sewer Use Regulation**

TKN: Total Kjeldahl Nitrogen

## Document Format

This document contains fonts and styles that have certain meaning, such as a reference to other sections or materials. Below is a list of the text formats used within and what they represent in the *OJRSA Schedule of Fees*.

**BOLD CAPITAL LETTERS**

Important point of emphasis

Dashed Underline

Name of a form to use for documenting a task referenced in the document

*Italics*

Title of books, manuals, and other documents

OJRSA Schedule of Fees

July 1, 2025

MIX-SIZED CAPITAL LETTERS

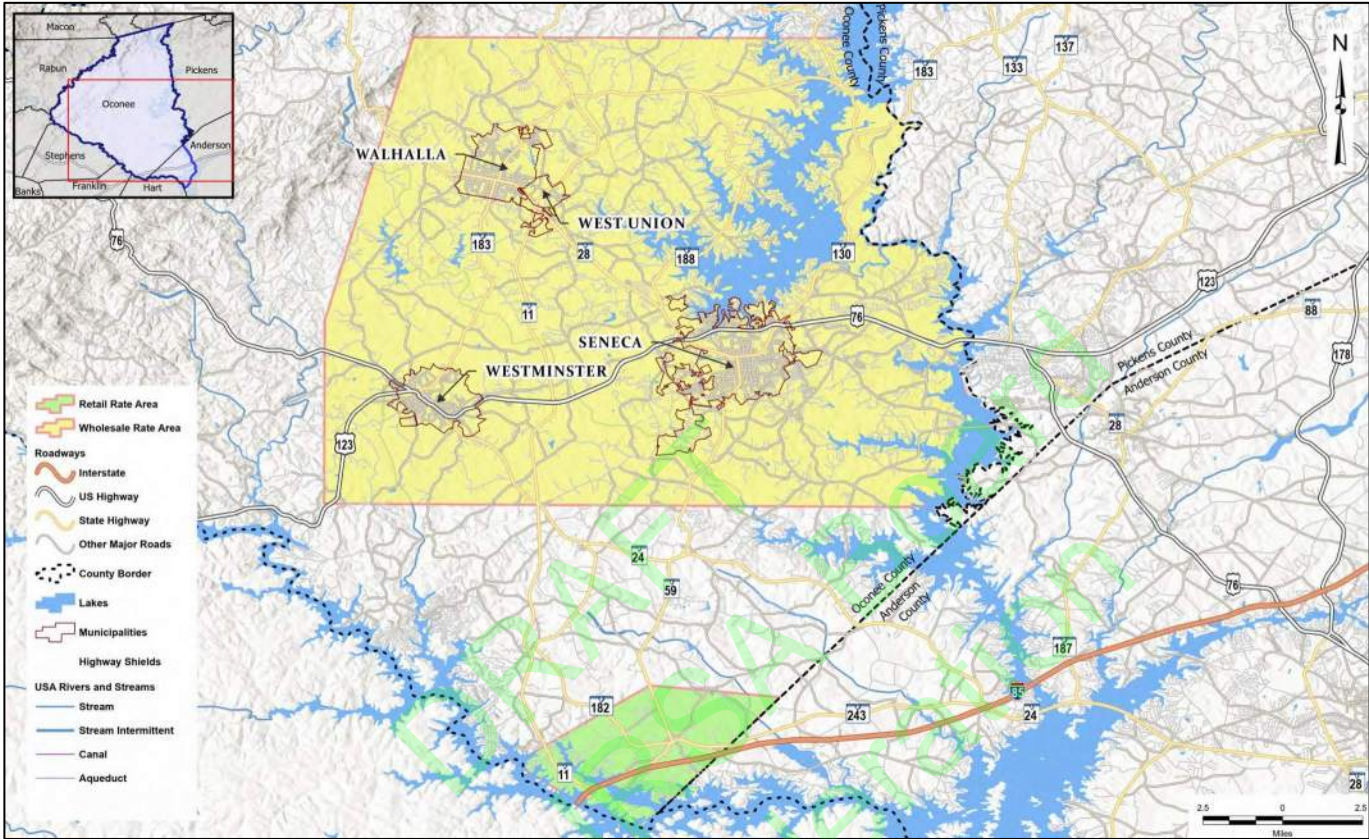
Name of sections or appendices in a book, manual, or other document

Underlined Italics

A note of caution or warning

Service Area Map

Figure 1: General map of the Wholesale and Retail service areas



Section 1 Residential User Rates

Residential Users are subject to fees as listed this section. See the map (Figure 1) on page 4 for more information regarding the Wholesale and Retail Service Areas. Fees for the Wholesale Service Area are based on the pro rata budgeted amount for FY 2023 that was converted to a base plus volumetric charge and approved by the Board on June 5, 2023 for FY 2024. The Retail Service Rates were recommended by Willdan Financial Services and approved by the Board on March 4, 2024.

Table 1: Residential User fees

Residential User monthly sewer fees	<p><b>WHOLESALE SERVICE AREA:</b> Base rate of \$10.00 per month per water meter plus \$5.66 (old rate \$5.39) volumetric rate per 1,000 gallons used (rounded in accordance with water provider policy)</p> <p><b>RETAIL SERVICE AREA:</b> Base rate in accordance with meter size as shown below:</p> <ul style="list-style-type: none"><li>• 5/8-inch or 3/4-inch \$20.00 per month</li><li>• 1-inch \$50.00 per month</li><li>• 1.5-inch \$100.00 per month</li><li>• 2-inch \$160.00 per month</li><li>• 3-inch \$320.00 per month</li><li>• 4-inch \$500.00 per month</li><li>• 6-inch \$1,000.00 per month</li><li>• 8-inch \$1,600.00 per month</li></ul>
-------------------------------------	---



**OJRSA Schedule of Fees**

July 1, 2025

	plus the per month Administration Fee imposed by the water provider plus \$6.70 (old rate \$6.38) volumetric rate per 1,000 gallons used (rounded in accordance with water provider policy)
Residential Well Customer monthly sewer fees (no retail sewer/water provider, no water or sewer meter)	<p><b>WHOLESALE SERVICE AREA:</b> Base rate of \$10.00 per well per month plus flat volumetric rate of \$25.47<sup>1</sup> (old rate \$24.26) per well per month (Total of \$35.47 (old rate \$34.26) per month)</p> <p><b>RETAIL SERVICE AREA:</b> Base rate of \$20.00 per well per month plus flat volumetric rate of \$30.15<sup>2</sup> (old rate \$28.71) plus the per month Administration Fee imposed by the water provider (Total of \$50.15 (old rate \$48.71) per month)</p>
Impact Fees	As detailed in SECTION 3

**Section 2 Nonresidential User Rates**

Nonresidential Users, which include Commercial, Industrial, Institutional, and Master Meter Multi-Family Developments, are subject to fees as listed this section. See map (Figure 1) on page 4 for more information regarding the Wholesale and Retail Service Areas. Fees for the Wholesale Service Area are based on the pro rata budgeted amount for FY 2023 that was converted to a base plus volumetric charge and approved by the Board on June 5, 2023 for FY 2024. The Retail Service Rates were recommended by Willdan Financial Services and approved by the Board on March 4, 2024.

**2.1 General Nonresidential User Fees**

Table 2: General Nonresidential User fees

Nonresidential User monthly sewer fees	<p><b>WHOLESALE SERVICE AREA:</b> Base rate of \$15.00 per month per water meter plus \$7.74 (old rate \$7.37) volumetric rate per 1,000 gallons used (rounded in accordance with water provider policy)</p> <p><b>RETAIL SERVICE AREA:</b> Base rate in accordance with meter size as shown below:</p> <ul style="list-style-type: none"> <li>• 5/8-inch or 3/4-inch \$20.00 per month</li> <li>• 1-inch \$50.00 per month</li> <li>• 1.5-inch \$100.00 per month</li> <li>• 2-inch \$160.00 per month</li> <li>• 3-inch \$320.00 per month</li> <li>• 4-inch \$500.00 per month</li> <li>• 6-inch \$1,000.00 per month</li> <li>• 8-inch \$1,600.00 per month</li> </ul> <p>plus the per month Administration Fee imposed by the water provider plus \$6.70 (old rate \$6.38) volumetric rate per 1,000 gallons used (rounded in accordance with water provider policy)</p>
Nonresidential Well Customer monthly sewer fees (No Retail Sewer/Water Provider, no water meter)	<p><b>WHOLESALE SERVICE AREA:</b> Base rate of \$15.00 per well per month plus volumetric rate to be determined on a case-by-case basis, possibly by use of a sewer meter<sup>3</sup></p> <p><b>RETAIL SERVICE AREA:</b> To be determined on a case-by-case basis. All fees shall include an applicable base fee, volumetric fee (possibly determined by use of a sewer meter<sup>3</sup>), and per month Administration Fee imposed by the water provider.</p>
Impact Fees	As detailed in SECTION 3

**2.2 Special Pretreatment Fees**

Generators requiring Special Pretreatment Devices (as defined in the *OJRSA Sewer Use Regulation*) shall pay as listed in this section.

**OJRSA Schedule of Fees**

July 1, 2025

Table 3: Special pretreatment fees

Special Pretreatment Device User Permit Application review and processing	No fee
Special Pretreatment Device User Permit renewal	No fee
Routine and follow-up compliance inspections and administrative tasks	No fee
All laboratory analyses fees associated with a facility that is regulated by the OJRSA	Actual analysis costs incurred by OJRSA (including those if an outside laboratory is used) + 15% Administrative Fee (only if outside laboratory is used)
Special Pretreatment Device design and specifications review and approval fee for new, replacement, or modification	\$20.00 per device (one-time fee covers any future reviews necessary)
New, replacement, or modification inspection of a Special Pretreatment Device	Charged per hour with a one (1) hour minimum. Based on the hourly wage of the lowest pay classification of the Technical Services staff member(s) who has the necessary skills and training to perform the task. The rate used shall be the midpoint of the current FY pay range + benefits costs at 34% of wage + small SUV according to current <a href="#">FEMA Rate Schedule</a> (or <a href="#">GSA mileage rate for POV</a> , if applicable).
Variance inspections for a Special Pretreatment Device	Same as fee for Section 2.2 "New, replacement, or modification inspection of a Special Pretreatment Device"

**2.3 Industrial and Other Nonresidential User Fees**

Including other Nonresidential User fees, Industrial Users are subject to fees as listed this section. Fees based on April 18, 2025 recommendation from Goldie Associates (consultant) after evaluation of program and/or treatment costs at facility(ies).

Table 4: Other Industrial and Nonresidential User fees

Industrial Pretreatment Permit Application Processing	No fee
Industrial Pretreatment Permit Renewal	No fee
Nonsignificant Source Wastewater Discharge Permit Application	No fee
Nonsignificant Source Wastewater Discharge Permit	No fee
Other permits not explicitly listed in this Schedule of Fees	No fee
Calculation of Surcharges	\$30.00 (old rate \$25.00) per quarter for periods when calculations are necessary
Biochemical Oxygen Demand (BOD) Surcharge	\$0.00 for concentration of 0-250 mg/L \$0.30 per pound above 250 mg/L <sup>4,5</sup>
Chemical Oxygen Demand (COD) Surcharge	\$0.00 for concentration of 0-750 mg/L \$0.30 per pound above 750 mg/L <sup>4,5</sup>
Phosphorus (P) Surcharge	\$0.00 for concentration of 0-7 mg/L \$0.40 (old rate \$0.35) per pound above 7 mg/L <sup>4</sup>
Total Kjeldahl Nitrogen (TKN) <sup>6</sup> Surcharge	\$0.00 for concentration of 0-30 mg/L \$0.40 per pound above 30 mg/L <sup>4</sup>
Total Suspended Solids (TSS) Surcharge	\$0.00 for concentration of 0-250 mg/L \$0.50 (old rate \$0.30) per pound above 250 mg/L <sup>4</sup>
Flow (gpd) Surcharge	Same volumetric rate as stated in SECTION 2.1 Nonresidential User Monthly Fees Wholesale Service Area (old rate \$6.35) per 1,000 gallons above permitted limit (rounded up to the next 1,000 gallons)
Late Discharge Monitoring Report from low volume dischargers and Industrial Users	\$100.00 the first day late and \$50.00 per business day thereafter until report is received and Notice of Violation or other enforcement action as required by the <i>OJRSA Sewer Use Regulation</i> .



## OJRSA Schedule of Fees

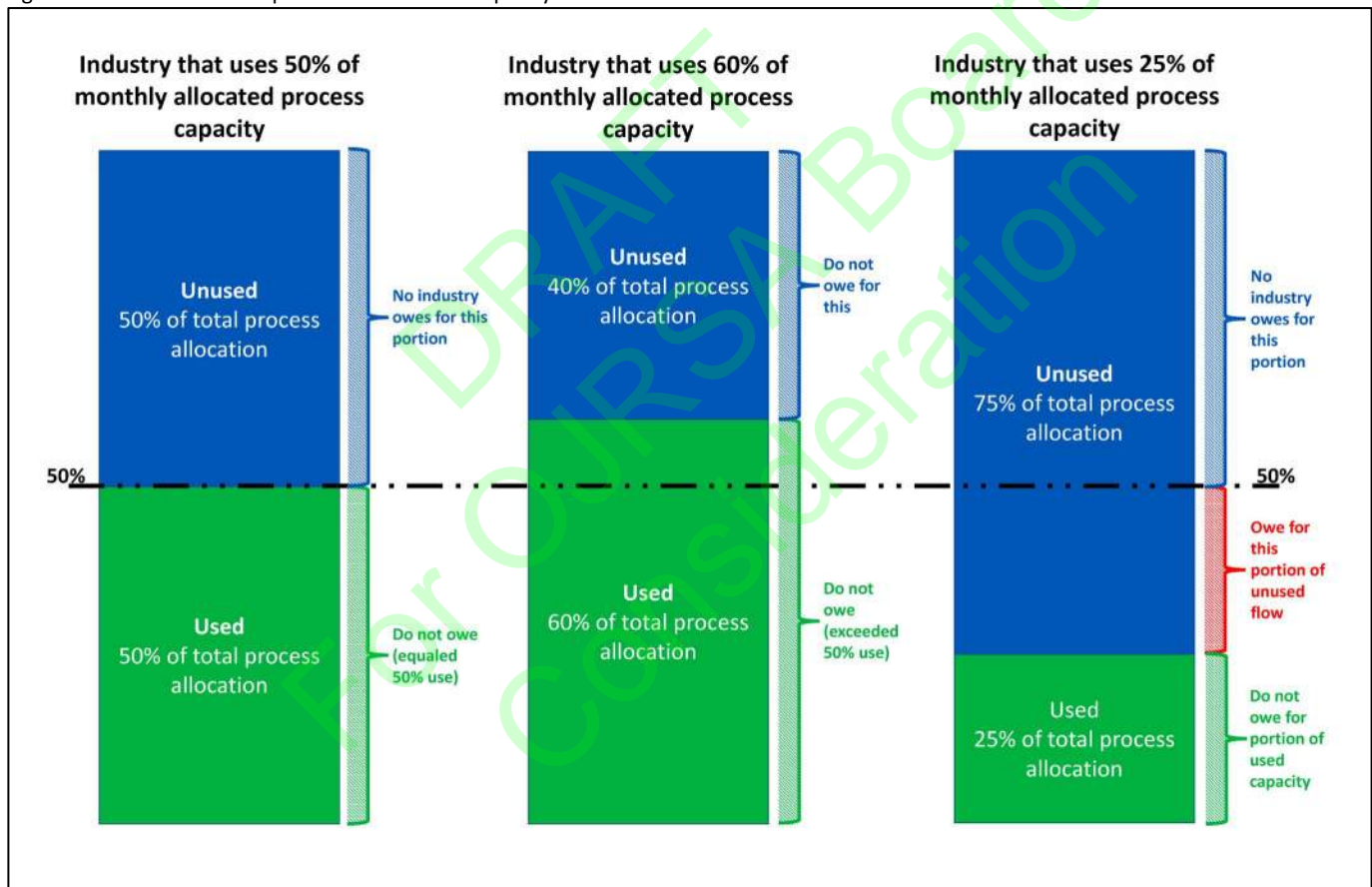
July 1, 2025

## Unused capacity fee for Industrial Users

See illustration in Figure 2 for general information

- Average monthly discharge of 50% or more ( $\geq 50\%$ ) of their capacity as stated on the industry's current *Significant Industrial Wastewater Discharge Permit* as issued by OJRSA - \$0.00 per month when the facility's total flow discharged for the month is at least 50% of their total monthly allocated flow.<sup>7,8</sup>
- Average monthly discharge of less than 50% ( $< 50\%$ ) of their capacity as stated on the industry's current *Significant Industrial Wastewater Discharge Permit* as issued by OJRSA. - \$2.00 per 1,000 gallons of not utilized by the industry between the industry's actual total monthly discharge and 50% of their permitted monthly discharge. [NOTE: The permitted industry is only paying for unused process wastewater capacity for the volume range of 0% to 50% of the amount as listed on their OJRSA-issued Significant Industrial Wastewater Discharge Permit.]<sup>7,8</sup>

Figure 2: Unused industrial process wastewater capacity allocation

**2.4 Industrial Pretreatment Billing Expense Billing**

Industries subject to OJRSA industrial pretreatment requirements must pay program fees using the following methodology:

## A. Quarterly billing:

1. Base fee:  $1/x$  (where  $x$  is equal to the number of Industrial Users that have a *Significant Industrial Wastewater Discharge Permit* during that quarter) of the salary and benefits expensed for the designated Pretreatment Coordinator (and additional dedicated department staff, if applicable);
2. Items related to materials or services procured for the industry, such as: licenses/certifications/memberships; seminars/workshops/training; legal; public relations and advertising; mailing/shipping; office supplies; supplies/tools; technology (phones/internet/ television); professional and service contracts; and rolling stock and equipment;

**OJRSA Schedule of Fees**

July 1, 2025

3. Hours and benefits that other OJRSA employees spend working on items associated with the industry;
  4. Surcharge fees for flow and particular chemical exceedances as stated in SECTION 2.3 Table 4;
  5. Unused monthly capacity fees as stated in SECTION 2.3 Table 4; and
  6. Twenty percent (20%) administration fee on SECTION 2.4 Paragraphs A.1, A.2, and A.3 only.<sup>9</sup>
- B. A 10% late fee is added every 30 days the invoice has not been paid.
- C. Penalties and fines associated with enforcement action are to be paid invoiced at the time expense is incurred.

**2.5 Hauled Waste Program Fees**

Fees are supportive of the *OJRSA Sewer Use Regulation* and other requirements and are subject to the OJRSA's acceptance of any or all products as stated within the Regulation and/or availability to accept at the Water Reclamation Facility for treatment or disposal. Fees based on April 18, 2025 recommendation from Goldie Associates (consultant) after evaluation of program and/or treatment costs at facility(ies).

Table 5: Hauled waste program fees

Hauled Waste Disposal Permit	\$120.00 per year (prorated based on the permit effective date) <sup>10,11</sup>
Sanitary sewage from septic tank	\$200.00 per 1,000 gallons (rounded up to the next 1,000 gallons; if the OJRSA can meter the discharge, then the fee will be \$0.185 per gallon) <sup>12</sup>
Hauled liquid treatment plant waste (e.g., sludge from package treatment plant)	\$200.00 per 1,000 gallons (rounded up to the next 1,000 gallons; if the OJRSA can meter the discharge, then the fee will be \$0.185 per gallon) <sup>12</sup>
Portable toilet waste	\$75.00 per 1,000 gallons (rounded up to the next 1,000 gallons; if the OJRSA can meter the discharge, then the fee will be \$0.066 per gallon). <sup>12</sup>
Hauled waste solids	<ul style="list-style-type: none"> <li>Current tipping fee (in tons or pounds, rounded up to next ton or billable weight/volume as charged by the landfill or final disposal site) + current transportation costs (as charged by third-party waste hauler) + 25% Administrative Fee. <u>Since this fee can change with little to no notice by the landfill or hauler, it is suggested to call 864-972-3900 and request the current fee prior to delivery of hauled waste solids to OJRSA.</u></li> <li>If solids can be weighed by certified scale either independently owned or owned by OJRSA, then OJRSA will bill based on partial weight of load using the same calculation as above but with actual weight instead of rounded.</li> </ul>
Landfill leachate	Same volumetric rate as stated in SECTION 2.1 Nonresidential User monthly sewer fees (old rate \$6.35) per 1,000 gallons (rounded up to the next 1,000 gallons) + Calculation of Surcharge fee (as stated in SECTION 2.3 + Surcharge rates (as stated in SECTION 2.3)
Grease	Per <i>OJRSA Sewer Use Regulation</i> , the OJRSA no longer accepts grease as of October 1, 2023
Afterhours acceptance fee as stated in SECTION 10.2(A)(2) of the <i>OJRSA Sewer Use Regulation</i>	\$150.00 <u>per delivery</u> + other disposal costs based on product received as stated within SECTION 2.5 Table 5
Sampling and analysis of hauled waste	\$25.00 per analysis + applicable contract lab costs
Failure to clean OJRSA manual bar screen at hauled waste discharge locations	\$50.00 per delivery for first offense, \$100 for second offense, and \$500 for third and subsequent offenses <sup>12</sup>

**Section 3 Impact Fees**

- A. Fees established in this Policy are based Weston & Sampson April 3, 2025 memorandum titled "Impact Fee Analysis – SCDES Contributory Loadings".
- B. This Policy applies when a developer requests water and/or sewer service with the retail utility provider. The OJRSA will

**OJRSA Schedule of Fees**

July 1, 2025

not approve the establishment of water or sewer service nor the issuance of a building permit until all fees are paid.

- C. Impact Fees are based on the *OJRSA Schedule of Fees* at the time an Application for Capacity in the OJRSA Sewer System form is completed by the owner/developer.
- Impact Fees are in Table 6.
  - If there is a Board-approved change to Impact Fees within twenty (20) calendar days of when OJRSA has notified the developer of their Impact Fees that are due and that submitted plans have already been approved by OJRSA, then the developer has ten (10) calendar days beyond the date the fees change (inclusive of the first day of the change) to pay the Impact Fees that were presented; otherwise the new Impact Fee rates shall apply.
- D. Impact Fees collected are held in a restricted fund and are to be used only for specific projects and purposes allowed by law and OJRSA policy. (See the *OJRSA Impact Fee Policy* and *OJRSA Financial and Accounting Policy*).
- E. Fees shall be based on SECTION 7 TABLE 24 of *OJRSA Development Policy* as approved by the OJRSA Board of Commissioners.
- F. Subdivisions
- For Subdivisions Constructed Prior to July 1, 2021 – Homes constructed within these subdivisions will be responsible for paying a singular Impact Fee based on one residence or subdivision lot as stated in Table 6.
  - For Subdivisions Planned or Constructed After July 1, 2021 – Prior to the OJRSA issuing a Willingness & Ability to Serve, Commitment to Own, Commitment to Own & Operate, or other such letter required by the South Carolina Department of Environmental Services (SCDES) that is necessary for the permitting of a wastewater collection system extension serving a development, the owner/developer shall pay Impact Fees for all lots within the subdivision. These fees shall be based on the number of lots multiplied by the fee for one residence or subdivision lot as stated in Table 6.
- G. Customers Using Unmetered Connections or Groundwater Wells
- Unmetered Residential Connections – Residential Users directly or indirectly connected to a OJRSA wastewater conveyance system or treatment facility that use wells or other unmetered connections for their water supply shall be charged an Impact Fee for each well that is connected to the sewer system at the same rate as one residence or subdivision lot as listed in Table 6.
  - Unmetered Nonresidential Customers – Nonresidential customers directly or indirectly connected to the OJRSA wastewater conveyance system or treatment facility that use wells or other unmetered connections for their water supply shall be charged an Impact Fee for each well that is connected to the sewer system. An engineer of the OJRSA's choosing will determine the appropriate Impact Fee for each customer. Such fees made by the OJRSA's consultant shall not establish precedence for similar circumstances that may occur in the future.
- H. Circumstances Not Addressed in this Policy – Unusual situations and conditions not addressed in this Policy will be considered in consultation with the OJRSA's engineer on a case-by-case basis. Such decisions made by the OJRSA shall not establish precedence for similar circumstances that may occur in the future.

Table 6: Impact fees

Type of Use	FY 2026	FY 2027	FY 2028
Impact Fee for one residence or subdivision lot as per Item CC in SECTION 7 TABLE 24 of <i>OJRSA Development Policy</i> , <u>which shall be referred to as one Equivalent Residential Unit (ERU). This includes residences or subdivision lots that are connected to sewer but are served by a well for water.</u>	\$4,100 for one ERU	\$5,005 for one ERU	\$7,720 for one ERU
Impact Fee for other uses as listed in SECTION 7 TABLE 24 of <i>OJRSA Development Policy</i>	\$13.66/gallon	\$19.70/gallon	\$25.73/gallon
Process wastewater as listed on Industrial User Permit issued by OJRSA <u>(per acquisition of new or additional capacity, not per renewal of IU Permit)</u>	\$13.66/gallon	\$19.70/gallon	\$25.73/gallon
Other circumstances not addressed in this Policy or as defined in the <i>OJRSA Impact Fee Policy</i>	\$13.66/gallon	\$19.70/gallon	\$25.73/gallon

(old rates below)

Use	Water Meter Size (inch)	ADU (gpd)	Fee Per Water Meter
Residential User	3/4 or 5/8	150	\$2,300
	1	365	\$5,600
Nonresidential User	3/4 or 5/8	225	\$3,400
	1	625	\$9,500

**OJRSA Schedule of Fees**

July 1, 2025

	1.5	1,630	\$24,900
	2	3,305	\$50,400
	3	9,815	\$149,700
	4	12,340	\$188,200
	6	23,630	\$360,400
	8	37,100	\$565,800

**Section 4 Engineering, Connection, and Inspection Fees**

The OJRSA shall charge the fees as listed in Table 7 for engineering, plan reviews, inspection, taps/connections, and other such services. Fees based on May 22, 2025 recommendation from Weston & Sampson (consultant) after evaluation of program costs and OJRSA determination of inspection and service fees.

Table 7: Engineering and inspection fees

Hydraulic modeling analysis for downstream impact caused by potential or proposed new or upsized development that will increase flow by at least 10,000 gpd or for areas of concern within the sewer system as identified in the current version of the OJRSA hydraulic model or known of areas of concerns. <i>This is to be based on This is to be based on SCDES Regulation 61-67 Appendix A Unit Contributory Loadings to All Domestic Wastewater Treatment Facilities.</i>	Actual consultant's fee + 25% Administrative Fee. This fee will be updated on the <u>Downstream Wastewater Modeling Analysis Request</u> form as stated at <a href="http://www.ojrsa.org">www.ojrsa.org</a> .
Other developer costs not covered elsewhere in the <i>OJRSA Schedule of Fees</i> (includes studies or additional work performed by OJRSA and/or its consultants for a project)	<p>For each task required, the developer shall compensate the OJRSA for the following:</p> <ul style="list-style-type: none"> <li>• <b>IF WORK PERFORMED SOLELY BY OJRSA STAFF:</b> The rate used shall be the midpoint of the current year FY pay range for all staff positions involved + benefits costs at 34% of wages + equipment costs according to current <a href="#">FEMA Rate Schedule</a>, <a href="#">GSA mileage rate for POV</a>, and/or equipment/material purchase and/or rental fees as applicable.</li> <li>• <b>IF WORK TO BE PERFORMED SOLELY BY A CONSULTANT:</b> The fee shall be the actual consultant's fee + 25% Administration Fee.</li> <li>• <b>IF WORK IS TO BE A COMBINATION OF OJRSA STAFF AND A CONSULTANT:</b> The fee shall be based on the actual consultant's fee + the midpoint of the current year FY pay range for all staff positions involved + benefits costs at 34% of wages + costs of equipment used according to current <a href="#">FEMA Rate Schedule</a>, <a href="#">GSA mileage rate for POV</a>, and/or equipment/material purchase and/or rental fees as applicable.</li> </ul>

## OJRSA Schedule of Fees

July 1, 2025

<p>Plans and specifications review<sup>13</sup> <u>(unless otherwise noted, these fees are for each review, including resubmittals)</u></p>	<p><u>Single Family Homes</u></p> <ul style="list-style-type: none"> <li>On individual lot not located in a subdivision (unless there is a grinder pump, then only the grinder pump fee listed below is applicable) – \$0.00<sup>14,15,16</sup></li> <li>To be located in a subdivision/planned development that requires gravity sewer and/or force mains installation – \$0.07 (old rate \$0.05) per linear foot of pipe</li> <li>Pump station addition to serve development – \$300.00 per station (one review fee covers initial review of each plus resubmittals)</li> <li>Grinder pumps for individual units – \$2.00 (old rate \$1.00) per pump</li> </ul> <p><u>Multi-Family Development</u></p> <ul style="list-style-type: none"> <li>No amenities (pool, clubhouse, etc.) – \$1.85 per residential living unit</li> <li>If includes amenities – \$3.10 per residential living unit</li> <li>Gravity sewer and/or force main extension – \$0.07 (old rate \$0.05) per linear foot of pipe</li> <li>Pump station addition to serve development – \$300.00 per station (one review fee covers initial review of each plus resubmittals)</li> <li>Grinder pumps for individual units – \$2.00 per pump</li> <li>Buildings other than residential living units and those that provide amenities (pool, clubhouse, etc.) shall be calculated as a Commercial, Industrial, and/or Institutional Facility as stated below.</li> </ul> <p><u>Commercial, Industrial, and/or Institutional Facility</u></p> <ul style="list-style-type: none"> <li>Building space – \$0.04 per square foot of building space served by water and/or sewer</li> <li>Gravity sewer and/or force main extension – \$0.07 per linear foot of pipe</li> <li>Pump station addition to serve development – \$300.00 per station (one review fee covers initial review of each plus resubmittals)</li> <li>Grinder pumps for individual units – \$2.00 per pump</li> </ul> <p><u>Special Pretreatment Devices</u></p> <ul style="list-style-type: none"> <li>See Section 2.2</li> </ul>
<p>General inspection fees (for inspections other than new, replacement, or modification inspection of a Special Pretreatment Device)</p>	<p>Charged per hour with a two (2) hour minimum. Based on the hourly wage of the lowest pay classification of the staff member(s) who has the necessary skills and training to perform the task. The rate used shall be the midpoint of the current year FY pay range + benefits costs at 34% of wage + ½-ton truck according to current <a href="#">FEMA Rate Schedule</a> (or <a href="#">GSA mileage rate for POV</a>, if applicable).</p> <p>For inspection fees associated with Special Pretreatment Devices, see Section 2.2.</p>



**OJRSA Schedule of Fees**

July 1, 2025

GIS and system mapping fees <sup>17</sup> <i>This is applicable to developments installing infrastructure that requires a SCDES Construction Permit (or equivalent) and/or for onsite privately-owned wastewater infrastructure that is greater than or equal to 8-inches in diameter and/or has a privately-owned pump station and force main.</i>	\$250.00 Base Fee for up to 1,000 linear feet of gravity sewer and/or force main pipe + \$0.25 per additional linear foot of pipe. There is not a fee associated with pump station construction. <sup>18</sup> <i>Note: The minimum fee due is the Base Fee.</i>
This fee applies to any portion of the system served directly or indirectly by OJRSA.	
Tap and tap maintenance fees	<ul style="list-style-type: none"> <li>In addition to Impact Fees, all new connections that physically connect directly with the OJRSA wastewater conveyance system must pay the costs to install each tap plus 30% to fund future maintenance of connection. Actual costs are for labor, equipment, and materials and may be performed by either OJRSA or a contractor for OJRSA.</li> <li>If a contractor makes connection (or installs manhole with precast service connection(s)) and they are paid directly by the developer, then the developer shall be required to pay \$200 per diameter inch of the connection to OJRSA's system for future maintenance. The contractor will not have to pay a construction tap fee to the OJRSA as the OJRSA did not incur any costs.<sup>19</sup></li> </ul>
Disconnection from sewer system	\$400.00
Reconnection to sewer system	\$400.00

## **Section 5 Contract Services Provided for Non-Wholesale OJRSA Wastewater Systems (including Retail Sewer System)**

The OJRSA shall charge the fees as stated in this section for Routine and Nonroutine Work performed for other utility owners on a contractual basis.

### **5.1 Routine Work**

Table 8: Routine Work fees

Routine Work (as stated in the DEFINITIONS section)	\$6,500 per calendar quarter
---	------------------------------

### **5.2 Nonroutine Work**

Nonroutine Work shall be billed in accordance with the fees listed in Table 9.

Table 9: Nonroutine Work fees

OJRSA Personnel	<p><u>Exempt Staff</u></p> <ul style="list-style-type: none"> <li>Work performed during normal business hours (charged in 1/10 hour increments) – Midpoint of hourly wage of position classification(s) performing task x hours worked in 1/10 hour increment + benefits costs at 34% of wage<sup>20</sup></li> <li>Work performed during non-business hours – (Midpoint of hourly wage of position classification(s) performing task x hours worked in 1/10 hour increment) x 1.5 (to convert wage to overtime pay) + benefits costs at 34% of wage<sup>20</sup></li> </ul> <p><u>Non-Exempt Staff</u></p> <ul style="list-style-type: none"> <li>Work performed during normal business hours – Midpoint of hourly wage of position classification(s) performing task x</li> </ul>
-----------------	---

**OJRSA Schedule of Fees**

July 1, 2025

	<p>hours worked in 1/10 hour increment + benefits costs at 34% of wage<sup>20</sup></p> <ul style="list-style-type: none"> <li>• Work performed during non-business hours – Midpoint of hourly wage of position classification(s) performing task x hours worked in 1/10 hour increment + benefits costs at 34% of wage<sup>20</sup></li> </ul> <p><u>Other Items</u></p> <ul style="list-style-type: none"> <li>• General accounting – Midpoint of hourly wage of position tasked with accounts payable/receivable x 0.4 hours + benefits costs at 34% of wage<sup>20</sup></li> <li>• Industrial pretreatment program – Midpoint of hourly wage of position tasked with pretreatment program oversight x hours worked in 1/4 hour increment + benefits costs at 34% of wage<sup>20</sup></li> <li>• Engineering – Midpoint of hourly wage of position tasked with engineering or program management x hours worked in 1/4 hour increment + benefits costs at 34% of wage<sup>20</sup></li> </ul>
Vehicles and Equipment	<ul style="list-style-type: none"> <li>• Transportation of staff only (no work to be performed that requires tools other than those necessary for SC811 locates) – <a href="#">GSA mileage rate for POV</a> x total mileage driven + 25% Administrative Fee</li> <li>• Vehicles used for performing work (other than SC811 locates) – <a href="#">FEMA Rate Schedule</a> x total hours used (or miles mileage driven, if applicable) + 25% Administrative Fee</li> <li>• OJRSA vehicles or equipment not listed in <a href="#">FEMA Rate Schedule</a> – Cost to rent comparable vehicle or unit of equipment + 25% Administrative Fee</li> <li>• Rental vehicles or equipment – Actual rental cost + 25% Administrative Fee</li> </ul>
Materials and services (including use of non-OJRSA personnel)	<ul style="list-style-type: none"> <li>• Materials – Actual unit cost + 25% Administrative Fee</li> <li>• Services provided by others – Actual cost of services + 25% Administrative Fee</li> <li>• Utilities paid by OJRSA – Actual cost + 25% Administrative Fee</li> </ul>

**Section 6 Other Fees and Fines****6.1 Financial and Late Fees**

Table 10: Financial and late fees

Credit or debit card processing	Customer to pay actual transaction fee charged by processing company
Late payments	All payments not received within 30 days of the issuance of the invoice will be charged a 10% late fee for every 30 days the payment is outstanding
Returned check (NSF) fee	\$30.00 per returned check

**6.2 Freedom of Information Act Fees**

Table 11: FOIA fees

Minutes of the meetings of the public body for the preceding six (6) months	No fee per SC Law §30-4-30(D)
---	-------------------------------

**OJRSA Schedule of Fees**

July 1, 2025

Documents produced by the public body or its agent that were distributed to or reviewed by a member of the public body during a public meeting for the preceding six (6) months	No fee per SC Law §30-4-30(D)
Cumulative research and retrieval time if less than 10 minutes <u>and</u> the total number of documents requested by the FOIA requestor is 10 pages or less	No fee
Documents are in electronic format at the time a request is received	No fee for electronic files per SC Law §30-40-30(B); however, applicable research fees shall still apply. Documents will be provided for distribution once any necessary research fees have been paid.
Scanning documents to electronic format	Actual costs + contract services costs, if applicable. Fifteen percent (15%) Administrative Fee will be added to contract services costs.
Staff research, search, retrieval, redaction, and copying	Prorating of fees shall be based on increments of one-tenth (1/10) of an hour and will not exceed the prorated hourly wage of lowest pay classification of the staff member(s) who has the necessary skills and training to fulfill the request.
Distribution of records methods	<ul style="list-style-type: none"> <li>• Pick-up at OJRSA Administrative Complex – No fee<sup>21</sup></li> <li>• U.S. First Class Mail – Actual cost of postage<sup>21</sup></li> <li>• Filesharing website or email – No fee<sup>21</sup></li> <li>• Flash drive – Actual cost of flash drive<sup>21,22</sup></li> </ul>
Copies	<p><u>Black &amp; white</u></p> <ul style="list-style-type: none"> <li>• 8.5 x 11 and 8.5 x 14 – Other applicable fees + \$0.10 per page</li> <li>• 11 x 17 – Other applicable fees + \$0.25 per page</li> <li>• Larger than 11 x 17 – Other applicable fees + \$0.50 per square foot or contract service costs + 15% Administrative Fee</li> </ul> <p><u>Color</u></p> <ul style="list-style-type: none"> <li>• 8.5 x 11 and 8.5 x 14 – Other applicable fees + \$0.15 per page</li> <li>• 11 x 17 – Other applicable fees + \$0.50 per page</li> <li>• Larger than 11 x 17 – Other applicable fees + \$0.50 per square foot or contract service costs + 15% Administrative Fee</li> </ul>
Other reproduction services	Other applicable fees + actual costs + 15% Administrative Fee

**6.3 Penalties and Fines**

Table 12: Penalties and fines

Illegal Taps or other illegal connections	\$2,000.00 penalty + Applicable Impact Fee(s) + Tap Fee(s) + Cost of Repairs and/or Cleaning to System + General Inspection Fees + Applicable Legal Fees
Users who violate the provisions of the <i>OJRSA Sewer Use Regulation</i> or fail to abide by any rules, requirements, or procedures that OJRSA implements in support of the Regulation	As stated in SECTION 8 of the <i>OJRSA Sewer Use Regulation</i>

**END OF FEES**

## OJRSA Schedule of Fees

July 1, 2025

**Section 7 Appeal of Fees**

- A. Items as stated within the *OJRSA Schedule of Fees* can be appealed to the OJRSA Board of Commissioners via the agency's standing Operations & Planning (O&P) Committee by requesting that OJRSA Administration add the matter to an O&P Committee meeting agenda. Dates of the meetings can be found on the OJRSA website ([www.ojrsa.org](http://www.ojrsa.org)) but it is recommended that the requestor filing for appeal contact the OJRSA office by phone at 864-972-3900 to confirm meeting dates and times. Requestors asking for a variance of this Policy shall attend all meetings to present their case for appeal and address questions and concerns from OJRSA Commissioners and staff; however, attending the meetings is not a substitute for submitting a written appeal as stated above.
- B. Requests for appeals must be received no less than five (5) business days prior to the upcoming meeting and must be in writing to:
- Oconee Joint Regional Sewer Authority  
ATTN: Executive Director  
623 Return Church Road  
Seneca, South Carolina 29678  
[info@ojrsa.org](mailto:info@ojrsa.org)
- C. If the request for variance is approved by the O&P Committee, then it will proceed to the OJRSA Board of Commissioners at the next scheduled meeting for consideration. The decision made by the Board of Commissioners shall be final.

**Endnotes (Comments, Examples, and Fee Justification)**

- <sup>1</sup> Wholesale Residential Well Customer rate is based on estimated wastewater discharge of 150 gallons per day x 30 days per month = 4,500 gallons per month ÷ 1,000 = 4.5 thousand gallons per month x \$5.66 per 1,000 gallons per month = \$25.47.
- <sup>2</sup> Retail Residential Well Customer rate is based on estimated wastewater discharge of 150 gallons per day x 30 days per month = 4,500 gallons per month ÷ 1,000 = 4.5 thousand gallons per month x \$6.70 per 1,000 gallons per month = \$30.15.
- <sup>3</sup> To be determined by a special meter to measure water discharged to sewer ("sewer meter") or other means as recommended by a qualified engineering and/or rate consultant and approved by OJRSA Administration.
- <sup>4</sup> The formula for calculating surcharges is: (Monthly Concentration Average for Monitoring Parameter minus Surcharge Concentration Threshold for Same Parameter) x 8.34 conversion factor x (Total Flow for the Month in Gallons ÷ 1,000,000 Gallons) x Surcharge Rate = Surcharge Amount Due in Dollars NOTE: If an industry samples less frequently than monthly (i.e., quarterly), then the monthly average calculation will continue each month until the next month the parameter is sampled.
- The following calculation uses fictitious fees for demonstration purposes only (This example uses fees for BOD; however, the same formula applies for all monitored parameters. Fee calculations shall use those listed in the current OJRSA Schedule of Fees) – An industry has a monthly BOD average concentration of 500 mg/L. The total flow for the month is 310,000 gallons and the threshold limit for BOD is 250 mg/L. The BOD surcharge rate is \$0.30/lb of BOD.
- Step 1: (500 mg/L - 250 mg/L) x 8.34 x (310,000 gal/month ÷ 1,000,000 gal) x \$0.30/lb of BOD = BOD Surcharge Fee
- Step 2: 250 mg/L x 8.34 x 0.310 million gal/month x \$0.30/lb of BOD = BOD Surcharge Fee
- BOD Surcharge Fee Due = \$193.91
- <sup>5</sup> An industry will not be charged both BOD and COD, the surcharge will be calculated for both BOD and COD and the industry will be charged the higher rate.
- <sup>6</sup> The sum of organic nitrogen, ammonia (NH<sub>3</sub>), and ammonium (NH<sub>4</sub><sup>+</sup>) in wastewater. TKN does not include Nitrate (NO<sub>3</sub><sup>-</sup>) and Nitrite (NO<sub>2</sub><sup>-</sup>).
- <sup>7</sup> Total Industrial User capacity per month is equal to the facility's Permitted Allocated Capacity per day multiplied by the number of days for each month individually (e.g., 31 days for January, 28 days for February, etc.).
- The following calculation uses fictitious fees for demonstration purposes only (Fee calculations shall use those listed in the current OJRSA Schedule of Fees) – An industry is permitted for a maximum allocation of 20,000 gpd of process wastewater discharge. In January (31 days in the month), they discharge a total of 176,700 gallons. The Unused Capacity threshold is 50% (meaning if they do not average greater than or equal to 50% of their allocated maximum discharge as stated on the permit, then they are subject to paying an unused capacity fee for that month for the unused volume between their actual monthly discharge and 50% of their permitted volume). The rate is \$1.50/1,000 gallons, which is prorated (not rounded to nearest 1,000 gallons).
- Step 1: Determine if the industry is subject to an unused process wastewater allocation capacity fee. Is the facility's monthly discharge at least 50% of their allocation of 20,000 gpd?
- 20,000 gpd x 31 days = 620,000 gal per month of maximum permitted discharge

## OJRSA Schedule of Fees

July 1, 2025

176,700 gal actually discharged in January ÷ 620,000 gal max allowed x 100 = 28.5% usage of capacity  
 This facility DID NOT meet or exceed 50% of their discharge, so they will owe an unused capacity fee. (They would have needed to discharge at least 310,000 gallons in January to reach the 50% threshold.)

Step 2: Determine the amount of fee owed.

((Total Capacity Per Month x Allowed Percentage) – Total Monthly Discharge) ÷ 1,000 gal x \$1.50/1,000 gal =  
 Fee Owed for Month

((620,000 gpM x 50%) – 176,700 gpM) ÷ 1,000 gal x \$1.50/1,000 gal = \$199.95 owed for January

<sup>8</sup> Unused Industrial User capacity fees are collected for the purpose of treatment and conveyance system expansion and are held in the restricted Impact Fee Fund in accordance with the *OJRSA Impact Fee Policy* and *OJRSA Financial and Accounting Policy* for the Wholesale or Retail Service Area, as appropriate, to be used in accordance with the *OJRSA Impact Fee Policy*.

<sup>9</sup> Industrial pretreatment expense billing Administrative Fee covers incidentals and general labor spent by other OJRSA staff that are involved in the pretreatment program as necessary, as well as general use materials used by the program collectively (e.g., fuel used for vehicle, general office supplies, electricity and other utilities for program, etc.). If specific industries require substantial time by other OJRSA staff, then the industries that the work is performed for shall be billed for this time based on the hourly wages of the lowest pay classification staff member(s) who have the necessary skills and training to perform the tasks.

<sup>10</sup> Hauled Waste Disposal Permit fee is based on the calendar year (January through December), not the Fiscal Year. If waste hauler is issued a Hauled Waste Disposal Permit (HWDP), then they must pay for the entire month the HWDP is applied for. Providing the waste hauler is in good standing with the OJRSA, the HWDP will remain valid through December 31 of that year. Amount owed if HWDP is obtained anytime during that month (e.g., if they apply for the HWDP on May 31, they must pay the amount for May as shown in the list within this footnote):

January = \$120.00	May = \$80.00	September = \$40.00
February = \$110.00	June = \$70.00	October = \$30.00
March = \$100.00	July = \$60.00	November = \$20.00
April \$90.00	August = \$50.00	December = \$10.00

<sup>11</sup> There are no refunds issued on Hauled Waste Disposal Permits.

<sup>12</sup> Waste hauler also subject to other enforcement actions as stated in the *OJRSA Sewer Use Regulation* and other applicable regulations and policies.

<sup>13</sup> Plan reviews based on average time and labor costs for an OJRSA staff member and/or third-party consultant employed by OJRSA to perform such functions.

<sup>14</sup> For each review, including resubmittals. If the owner/developer changes the plans after the initial review or corrections must be made per the *OJRSA Sewer Use Regulation*, *OJRSA Development Policy*, other OJRSA policy, or requirements imposed by a Member City or other governmental agency, the fee must be paid for each review thereafter.

<sup>15</sup> There are no fees for projects that are designed and installed by a Member City when they are paying for the installation themselves, such as if a city is installing a main line extension entirely at their own expense and is not funded by a developer or other party. In most cases, the projects that meet this exemption are when a Member City is installing infrastructure to replace or rehabilitate existing facilities or when they are extending their own system at their own expense (and not as a pay-in-advance or reimbursement project by third-party(ies)). Appeals can be made by the Member City to the OJRSA Board of Commissioners in accordance with the process stated within SECTION 7 of the *OJRSA Schedule of Fees* to determine if this fee should be waived for other projects.

<sup>16</sup> Or in a subdivision that received a Permit for OJRSA Wastewater System Capacity (or equivalent) prior to January 1, 2020. These were considered at the time the original subdivision plans were reviewed.

<sup>17</sup> This fee is used for the OJRSA to incorporate data from the record drawings and other supporting documents (e.g., GPS devices, surveys, etc.) into its Geographic Information System map, which is used for hydraulic modeling, manage and track work orders, asset management, planning, etc.

<sup>18</sup> The following calculation uses fictitious fees for demonstration purposes only (Fee calculations shall use those listed in the current OJRSA Schedule of Fees) – A project has been designed that has a 900 linear feet of gravity sewer pipe, 400 feet of force main pipe, and one (1) pump station. The Base Fee for the first 1,000 linear feet of total pipe is \$200.00 and the fee per additional linear foot of pipe is \$0.25/foot. There is no cost for the pump station.

Step 1: 900 feet of gravity + 400 feet of force main = 1,300 total linear feet of pipe for project

Step 2: 1,300 total linear feet – 1,000 linear feet for base rate = 300 linear feet above the base

Step 3: \$200.00 Base Fee + (300 linear feet x \$0.25/foot) + (1 pump station x \$0.00) = GIS fee due

Step 4: \$200 + \$75 + \$0 = GIS fee due

GIS Fee Due = \$275.00

<sup>19</sup> Fee to pay for future maintenance of connection. The following calculation uses fictitious fees for demonstration purposes only (Fee calculations shall use those listed in the current OJRSA Schedule of Fees) – A contractor will bore into an existing



**OJRSA Schedule of Fees**

July 1, 2025

---

OJRSA manhole to make one (1) 4-inch pipe diameter service connection. The Tap Maintenance Fee Due at the time is \$200/inch diameter. (*OR* contractor shall set a doghouse manhole on existing OJRSA pipeline with one (1) 4-inch pipe diameter service connection.)

Step 1: \$200/inch diameter x 4-inch pipe diameter = Tap Maintenance Fee Due

Step 2: \$800 = Tap Maintenance Fee Due

<sup>20</sup> "Benefits fee" is a general term that covers employer costs for South Carolina Retirement System expenses, Social Security, Medicare, insurance, etc.

<sup>21</sup> All copying, staff time, and other applicable fees must be paid prior to distribution of requested materials.

<sup>22</sup> Device must be provided by the OJRSA to avoid risk of potential viruses that may be on flash drives belonging to the requester.

DRAFT  
For OJRSA Board  
Consideration

**OJRSA Schedule of Fees**

July 1, 2025

**Revision History**

As this document is an extension of the *OJRSA Sewer Use Regulation*, previous editions must be maintained in accordance with the *OJRSA Records Retention Policy*.

Revision Number	Effective Date	Description of Changes
0000	02/18/1980	Initial sewer user fees developed and approved by OCSC Board.
0001	08/04/1980	Hauled waste disposal fee modified.
0002	06/19/1984	Sewer use fees increased.
0003	01/01/1985	Revised sewer treatment fees developed and approved by OCSC Board via resolution approved on 01/07/1985.
0004	07/01/1985	Resolution approved on 01/07/1985 expired and rate structure changed.
0005	08/28/1989	Approved annual industry permitting fee on 08/28/1989.
0006	01/01/1990	Oconee County Ordinance [19]89-6 established Impact Fee for treatment capacity for future renovation, modernization, and expansion. OCSC approved on 08/28/1989.
0007	09/10/1990	Approved 2% late fee.
0008	10/07/1996	Approved increase of septic tank waste disposal and treatment fees.
0009	04/07/1997	Approved industrial surcharge fees.
0010	06/05/2000	Hauled waste fee increase approved.
0011	07/03/2006	Approved increase to Impact Fees and established a tap fee.
0012	04/01/2008	Approved addition of a "Transportation and Trunk Line Impact Fee."
0013	05/05/2008	Hauled waste fees increase based on percent increase on Member City fees.
0014	02/02/2009	Approved 20% Administrative Fee for permitted Industrial Users.
0015	10/03/2011	<i>OJRSA Schedule of Fees</i> updated.
0016	10/05/2015	Impact Fee calculation method changed.
0017	12/04/2017	Added fee for acceptance of portable toilet waste.
0018	11/06/2018	Inclusion of additional fees for credit card transactions, returned check, fats oils and grease program, engineering services, and FOIA. Approved by OJRSA Board on 11/05/2018.
0019	02/04/2019	Approved industrial facility flow surcharge and revised biosolids disposal fees.
0020	04/09/2021	Revised hauled waste program fees per <i>OJRSA Resolution 2021-11 Hauled Waste Policy Update</i> .
0021	07/01/2021	Revised Impact Fees per <i>OJRSA Resolution 2021-12 Impact Fee Policy Update</i> .
0022	10/01/2021	Approved comprehensive fee update on 09/13/2021.
0023	07/01/2022	Established unused capacity fee for Industrial Users. Includes other minor modifications.
0024	07/01/2023	Eliminated pro rata share model for user fees and established base plus volumetric model for Residential and Nonresidential Users.
0025	01/01/2024	Revised Impact Fees per <i>OJRSA Resolution 2024-04</i> .
0026	03/04/2024	Board approved newly established Retail Service Area rates.
0027	05/06/2024	Board approved updated fees per <i>OJRSA Resolution 2024-10</i> .
0028	06/02/2025	Board approved updated fees per <i>OJRSA Resolution 2025-05</i> .

**END OF REVISIONS**



## RESOLUTION 2025-05

### Adoption of Fiscal Year 2026 Comprehensive Budget and Fee Schedule

**A RESOLUTION OF THE OCONEE JOINT REGIONAL SEWER AUTHORITY COMMISSION TO ADOPT A BUDGET FOR THE FISCAL YEAR BEGINNING JULY 1, 2025, THROUGH JUNE 30, 2026; AND OTHER MATTERS RELATED THERETO**

**WHEREAS**, the Oconee Joint Regional Sewer Authority, South Carolina (the "Authority") was established pursuant to Title 6, Chapter 25 of the Code of Laws of South Carolina 1976, as amended, by its three member-municipalities: the City of Seneca, the City of Walhalla, and the City of Westminster under the terms of an Intergovernmental Agreement dated October 31, 2007.

**WHEREAS**, the staff of the Authority has prepared a budget (the "Budget") for the fiscal year beginning on July 1, 2025 and ending on June 30, 2026 ("Fiscal Year 2026"), the provisions of which establish annual budgets for the Authority's general fund, projects and contingency fund, wholesale impact fund, retail operations and maintenance fund and retail impact fund.

**WHEREAS**, pursuant to the requirements of Sections 6-1-80 and 6-1-330 of the Code of Laws of South Carolina 1976, as amended ("SC Code"), a public hearing before the Oconee Joint Regional Sewer Authority Commission, as the governing body of the Authority (the "Commission"), was conducted on June 2, 2025 (the "Public Hearing") on the matter of the adoption of the Budget (as proposed).

**WHEREAS**, the Budget has been presented for the approval of the Commission.

**NOW, THEREFORE**, be resolved by the Oconee Joint Regional Sewer Authority Commission in meeting duly assembled, finds as follows:

SECTION 1: It is hereby appropriated from the Wholesale Operations & Maintenance Fund (General Fund), Projects & Contingency Fund, Wholesale Impact Fund, Retail Operations & Maintenance Fund, and Retail Impact Fund, the following amounts of money for the following respective purposes for and during Fiscal Year 2026, to wit:

#### **WHOLESALE OPERATIONS & MAINTENANCE FUND (GENERAL FUND)**

##### **Appropriations – Budgeted O&M Revenues**

User Fees	\$6,128,172
Other Revenues	631,254
<b>Total Revenues</b>	<b><u>\$6,759,426</u></b>

##### **Appropriations – Budgeted O&M Expenditures**

Administration	\$3,775,898
Conveyance System	964,406
Water Reclamation Facility	1,702,295
Pretreatment	158,565
Laboratory	58,830
Contract Operations	19,432
O&M Capital Improvement Projects	<u>80,000</u>

Total Budgeted Expenditures	<u>\$6,759,426</u>
Increase (Decrease) to Fund Balance	\$0

**PROJECTS & CONTINGENCY FUND (RESTRICTED)**

<b>Appropriations – Budgeted P&amp;C Fund Revenues</b>	
Transfers	\$453,060
Other Revenues	7,773,098
Carryforward Revenues	330,000
<b>Total Revenues</b>	<u><b>\$8,556,158</b></u>

<b>Appropriations – Budgeted P&amp;C Fund Expenditures</b>	
Projects & Contingency Expenses	<u>\$8,556,158</u>
<b>Total Budgeted Expenditures</b>	<u><b>\$8,556,158</b></u>
<b>Increase (Decrease) to Fund Balance</b>	<b>\$0</b>

**WHOLESALE IMPACT FUND (RESTRICTED)**

<b>Appropriations – Budgeted Wholesale Impact Fund Revenues</b>	
Fees	\$800,000
Other	176,000
<b>Total Revenues</b>	<u><b>\$976,000</b></u>

<b>Appropriations – Budgeted Wholesale Impact Fund Expenditures</b>	
Expansion Project Expenses	<u>\$0</u>
<b>Total Budgeted Expenditures</b>	<u><b>\$0</b></u>
<b>Increase (Decrease) to Fund Balance</b>	<b>\$976,000</b>

**RETAIL OPERATIONS & MAINTENANCE FUND (UNRESTRICTED)**

<b>Appropriations – Budgeted Retail O&amp;M Fund Revenues</b>	
User Fees	\$269
Intergovernmental Reimbursement	105,534
<b>Total Revenues</b>	<u><b>\$105,802</b></u>

<b>Appropriations – Budgeted Retail O&amp;M Fund Expenditures</b>	
General	<u>\$105,802</u>
<b>Total Budgeted Expenditures</b>	<u><b>\$105,802</b></u>
<b>Increase (Decrease) to Fund Balance</b>	<b>\$0</b>

SECTION 2: The appropriations described in Section 1 above represent a summary of the anticipated revenues and expenditures for each of the Authority's major funds – Wholesale Operations & Maintenance Fund (General Fund), Projects & Contingency Fund, Wholesale Impact Fund, Retail Operations & Maintenance Fund, and Retail Impact Fund. The full Budget, with particular details and provisos, is fully described in the document entitled the "FY 2026 Comprehensive Budget" (the "Budget Plan"), which is hereby incorporated by reference as part of this Resolution as if fully set forth herein, is hereby adopted.

**SECTION 3:** As necessary, the Executive Director of the Authority (including any interim, acting, or temporary Executive Director, as applicable) (the "Executive Director") or the Executive Director's designee shall administer the Budget Plan and may authorize the transfer of appropriated funds within and between departments as necessary to achieve the goals of the Budget; however, no funds may be transferred between any fund without action being taken by the Commission, acting by Resolution.

**SECTION 4:** All of the Authority's fund balance reserves (both encumbered and unencumbered funds) as of June 30, 2025, shall be added into the Budget for Fiscal Year 2026 and applied under the Budget Plan. These designated monies may be properly invested pending any planned expenditure as set forth in the Budget Plan.

**SECTION 5:** (a) Monies received from governmental grants shall accrue only to the appropriate fund as set forth in the Budget Plan. Should grant funds be applied for or received after the beginning of Fiscal Year 2026 and thereby not be recited in the Budget Plan, then, by passage of any approval resolution of the Commission or other action item of the Commission authorizing the grant application and expenditures, the necessary funds may be created or supplemented, as necessary, to provide a mechanism for the receipt and expenditure of these monies. However, any such funding shall be specifically limited to the purposes for which the grant was awarded.

(b) The Budget appropriates sufficient revenues to fund the Authority's capital program. The capital program may be funded from the issuance of debt and other sources made available for pay-as-you-go financing by the Authority.

**SECTION 6:** (a) The Executive Director is authorized to enter into contracts if the total contract amount is less than or equal to the budget line item or project budget as approved by Commission under the terms of the Budget.

(b) Contracts necessary to expend monies appropriated in the Budget, when not specifically permitted by the Budget Plan, are hereby authorized upon the approval of such contract by a resolution of the Commission.

**SECTION 7:** The foregoing Authority operation appropriations have been detailed by the Commission into line-item accounts for each department. The detailed appropriation by account and budget narrative contained separately is hereby enacted as part of this Resolution.

**SECTION 8:** (a) Encumbrances in each fund at June 30, 2025, representing obligations made against 2024-2025 appropriations (the "Fiscal Year 2025 Comprehensive Budget" or "Fiscal Year 2025 Budget") outstanding as of that date, are hereby reappropriated and the appropriations shall be distributed to the budgetary accounts under which the expenditures will be charged during the Fiscal Year 2026 budget year as such obligations are satisfied, provided that such encumbrances, when taken together with the Fiscal Year 2025 Budget expenditures, do not cause any fund to exceed its budgetary authorization for the year ended June 30, 2025.

(b) For each fund in which a reappropriation occurs, the amount of funds appropriated hereunder shall be established in that fund as "Carryforward from Previous Year."

(c) For each fund in which the Budget includes the use of fund balance; the amount of the fund balance so used shall be identified as "Fund Transfer In."



(d) Appropriations for grants, the authorization for which extends beyond the end of Fiscal Year 2025 Budget, shall not lapse at the end on June 30, 2025. Any such grant authorizations remaining at the end of a fiscal year shall be reappropriated pursuant to the conditions of the respective grant agreements and utilized in Fiscal Year 2026 in accordance with their respective terms.

(e) Appropriations for active projects resulting in restrictions or commitments of fund balances shall be identified by appropriate titles in the financial statements of the affected funds.

SECTION 9: The Executive Director was authorized and made public advertisement of the Public Hearing prior to the passage of this Resolution. The notice of Public Hearing, in the form and format required by Sections 6-1-80 and 6-1-330 of the SC Code, as applicable, was timely published in *The Journal*, which is a newspaper of general circulation in Oconee County. All interested parties were given an opportunity to speak in favor of or against this Resolution.

SECTION 10: A full schedule of the rates and fees ("Schedule of Fees") applicable to the Authority, including impact and capacity fees, special treatment fees, and other applicable fees, is detailed in the Schedule of Fees attached hereto as Exhibit A, the entirety of which is included herein by reference and has been projected in revenues for purposes of the Budget.

SECTION 11: All actions of the Executive Director and other Authority staff regarding the Public Hearing and drafting, execution, and delivery of the Budget Plan are ratified, approved, and confirmed. Further, the Executive Director and Authority staff shall be authorized to do all things necessary to implement the provisions of the Budget Plan.

SECTION 12: If for any reason any provision of this Resolution, or its applications to any circumstance, is invalidated by a court of competent jurisdiction, the remaining portions of this Resolution shall remain in full force and effect.

SECTION 13: All resolutions or parts of resolutions inconsistent or in conflict with the provisions of this Resolution are hereby repealed to the extent of the conflict or inconsistency.

**DONE AND ADOPTED AT A MEETING DULY HELD THIS 2ND DAY OF JUNE 2025.**

OCONEE JOINT REGIONAL SEWER AUTHORITY,  
SOUTH CAROLINA

  
\_\_\_\_\_  
**Kevin Bronson, Chair**  
OJRSA Board of Commissioners

Attest:   
\_\_\_\_\_  
**Lynn Stephens, Secretary/Treasurer**  
OJRSA Board of Commissioners -and-  
OJRSA Office Manager

<seal>

**Exhibit A**

*Attached beginning on following page*



**OJRSA**

Oconee Joint Regional  
SEWER AUTHORITY

# SCHEDULE OF FEES

Effective July 1, 2025

## **CONTENTS**

<b>ADOPTION AND APPROVAL AS POLICY .....</b>	<b>1</b>
ADOPTION .....	1
NON-SUBSTANTIVE CHANGES TO POLICY .....	1
<b>DEFINITIONS, ACRONYMS, AND FORMAT .....</b>	<b>1</b>
DEFINITIONS .....	1
ACRONYMS AND ABBREVIATIONS .....	3
DOCUMENT FORMAT .....	3
SERVICE AREA MAP .....	4
<b>SECTION 1 RESIDENTIAL USER RATES .....</b>	<b>4</b>
<b>SECTION 2 NONRESIDENTIAL USER RATES .....</b>	<b>5</b>
2.1 GENERAL NONRESIDENTIAL USER FEES .....	5
2.2 SPECIAL PRETREATMENT FEES .....	5
2.3 INDUSTRIAL AND OTHER NONRESIDENTIAL USER FEES .....	6
2.4 INDUSTRIAL PRETREATMENT BILLING EXPENSE BILLING .....	7
2.5 HAULED WASTE PROGRAM FEES .....	8
<b>SECTION 3 IMPACT FEES .....</b>	<b>8</b>
<b>SECTION 4 ENGINEERING, CONNECTION, AND INSPECTION FEES .....</b>	<b>9</b>
<b>SECTION 5 CONTRACT SERVICES PROVIDED FOR NON-WHOLESALE OJRSA WASTEWATER SYSTEMS (INCLUDING RETAIL SEWER SYSTEM) .....</b>	<b>12</b>
5.1 ROUTINE WORK .....	12
5.2 NONROUTINE WORK .....	12
<b>SECTION 6 OTHER FEES AND FINES .....</b>	<b>13</b>
6.1 FINANCIAL AND LATE FEES .....	13
6.2 FREEDOM OF INFORMATION ACT FEES .....	13
6.3 PENALTIES AND FINES .....	14
<b>SECTION 7 APPEAL OF FEES .....</b>	<b>14</b>
<b>ENDNOTES (COMMENTS, EXAMPLES, AND FEE JUSTIFICATION) .....</b>	<b>15</b>
<b>REVISION HISTORY .....</b>	<b>17</b>

## **Adoption and Approval as Policy**

### **Adoption**

The *OJRSA Schedule of Fees* (Policy) shall become effective on July 1, 2025 in accordance with *OJRSA Resolution 2025-05*.

These fees shall be in full force and effect from and after passage, approval, and publication, as provided by law.

### **Non-substantive Changes to Policy**

Certain portions of this Policy, such as additions and/or corrections to internet addresses and links, illustrations, referenced forms, and as noted elsewhere within may be updated as necessary by the OJRSA Executive Director without being considered a substantive change to this Policy. Non-substantive changes shall not be documented in the Revision History table.

## **Definitions, Acronyms, and Format**

This section of the *OJRSA Schedule of Fees* contains definitions, acronyms, abbreviations, and formatting that are specific to this document.

### **Definitions**

**Administrative Fee** shall mean a fee that covers employee time spent on a task, time researching a project, meetings with consultants, preparing invoices or records, travel, basic postage and copies, etc. *Note: This fee is separate from the Administrative Pretreatment Fee.*

**Administrative Pretreatment Fee** shall mean a fee that covers general labor and incidental costs incurred by OJRSA, including those serving in agency's pretreatment program and other OJRSA staff as necessary, as well as general use materials used by the program (e.g., fuel for vehicles, general office supplies, electricity and other utilities for program, etc.). If specific industries require substantial time by other OJRSA staff, then the industries the work is performed for shall be billed for this time based on the median hourly wages of the lowest pay classification staff member(s) who have the necessary skills and training to perform the tasks along with all other costs associated with the task.

**Board** shall mean the OJRSA Board of Commissioners.

**Calendar Day** shall mean all days, including weekends and holidays.

**Capacity Permit** shall mean a Permit for OJRSA Wastewater System Capacity (or other document that serves this purpose) issued to a User or facility after January 1, 1990.

**Commercial** shall mean a company or organization occupied with or engaged in commerce or work intended for commerce. Examples include food service establishments, grocery stores, banks, hotels, office space, retail shops, multi-family developments, etc.

**Customer** shall mean a User who, according to the records of a Member City, Town of West Union, Oconee County, or the OJRSA, receives wastewater service at a site that is directly or indirectly served by the OJRSA via a sewer service connection.

**Domestic Wastewater** shall mean wastewater that originates from activities such as restroom usage, bathing, food preparation, laundry, etc.

**Equivalent Residential Unit** shall mean unit of measure used to express the amount of wastewater discharged by a typical fulltime single family residence. The OJRSA considers one ERU to equal the current gallons per day for residences (or single family residence or equivalent thereof) as listed in the current version of *South Carolina Regulation 61-67 Appendix A Unit Contributory Loadings to All Domestic Wastewater Treatment Facilities*.

**Fiscal Year** shall mean the accounting period for which the OJRSA operates, which is July 1 through June 30.

**FOG Control Device** shall mean FOG interceptors, FOG traps, or other OJRSA approved means of removing fats, oils, and grease from the wastewater conveyance and treatment system.



## OJRSA Schedule of Fees

July 1, 2025

FOG Generator shall mean facilities that generate fats, oils, and grease.

Hauled Waste shall mean transported waste materials and products including, but not limited to waste from vessels, chemical and/or portable toilets, campers, trailers, septic tanks, FOG interceptors, FOG traps, and vacuum pump tank trucks.

Illegal Tap shall mean any tap or connection made on an OJRSA pipe, manhole, or other facility without written authorization from the OJRSA is considered an illegal tap. The property owner as identified by Oconee County tax records as of the date the connection was discovered is responsible for these costs. Deficiencies are defined as any methods and/or materials that are not approved by the OJRSA in its current version of the *OJRSA Sewer Use Regulation*, *OJRSA Development Policy*, or other OJRSA policy. Illegal connections are also subject to South Carolina Code of Law Title 6 Section 11-280 and others as appropriate.

Impact Fee shall mean the initial charge for the allocation of wastewater treatment and transportation capacity based upon the greater of the user's permitted or projected volume of wastewater discharge or contribution to the system. The collection and use of these fees are governed by the *OJRSA Impact Fee Policy*.

Industrial User (or Industrial) shall mean a user that introduces pollutants from any non-domestic wastewater source as regulated by the Federal Water Pollution Control Act (also known as the Clean Water Act), Title 40 of the Code of Federal Regulations, and/or applicable state/local laws and regulations.

Institution (or Institutional) shall mean an organization that provides services to the public or a specific sector of the public. Examples include schools, places of worship, medical facilities, prisons, etc.

Landfill Leachate shall mean a liquid that is formed when fluid from any source (e.g., rain, groundwater, wet paint, etc.) filters through wastes placed in a landfill. When this fluid comes in contact with buried wastes, it leaches, or draws out, chemicals or constituents from those wastes.

May is permissive. Shall is mandatory and requires compliance.

Master Meter shall mean a water meter that serves multiple tenants. This practice is often utilized in conjunction with multi-family developments (e.g., apartments, condominiums, etc.), subdivisions, and mobile home parks but can include other types of users.

Member Cities shall mean the cities of Seneca, Walhalla, and Westminster and others as defined by legally binding Intergovernmental Agreement(s).

Multi-Family Development shall mean a structure or complex of buildings intended for multiple families to reside in for extended periods of time. Examples include apartments, townhomes, condominiums, duplexes/multiplexes, etc. *Multi-family developments where each residential unit is served by its own water meter is considered a Residential User.*

Non-Domestic Wastewater shall mean wastewater from the production, manufacturing, or processing operations of certain Nonresidential Users, the discharge of which exceeds normal domestic wastewater maximum allowable concentration limits.

Nonresidential User (or Nonresidential) shall mean any use other than a Residential User, which may include, but is not limited to: Food Service Establishments, Industrial Users, health care facilities, religious establishments, educational facilities, assisted living facilities, office facilities, and other commercial establishments. *It shall also include apartments, condominiums, and other multi-unit housing complexes served by a Master Meter and/or with a common sewer service lateral or system serving multiple units prior to connecting with a public sewer.*

Nonroutine Work shall mean any work performed that is not defined as Routine Work, including work performed outside of normal business hours and emergency underground utility locates. *Complaint investigations are considered Nonroutine Work.*

Oconee County Sewer Commission shall mean an autonomous commission of Oconee County government and predecessor of the Oconee Joint Regional Sewer Authority.

Residential User (or Residential) shall mean an independent residential structure that sits on its own land and is intended to be used as a single unit with unshared utilities. Includes traditional detached homes, mobile homes, Multi-Family Developments (*if units have individual sewer plumbing that is not combined prior to connection to the public sewer system*), and recreational vehicle ("RV")/camper site with an individual water meter and sewer connection. It shall not include those served by a Master Meter or those defined as a Nonresidential User.

Retail Service Area shall mean the area where the OJRSA provides the following services for customers within this area: wastewater collection, trunk conveyance, and treatment. These services may be provided on systems which the OJRSA

## OJRSA Schedule of Fees

July 1, 2025

owns or operates as a contractor for a separate owner. These areas are not owned, operated, nor maintained by a Member City. See Figure 1 (page 4) for more information.

Routine Work shall mean all work performed regularly, repeatedly, and according to a standard procedure. This work is (or can be) scheduled and is performed during normal business hours and includes, but is not limited to: general site inspections, preventative maintenance of equipment, maintenance or replenishment of chemical feed systems, grounds and rights-of-way cutting or herbicide application, nonemergency underground utility locates, nonemergency fueling of generators, and transporting trailers used for bar screen operations. Similar work that is performed outside of normal business hours, if necessary, shall be considered Nonroutine Work. Complaint investigations are considered Nonroutine Work.

Shall is mandatory and requires compliance. May is permissive.

South Carolina Department of Environmental Services (SCDES) shall mean the government agency, or its successor agency, responsible for protecting the State of South Carolina's air, land, and water resources as authorized under multiple state and federal laws. Prior to July 1, 2024, the agency responsible for these functions was the South Carolina Department of Health and Environmental Control.

Special Pretreatment Device shall mean equipment used to reduce, remove, or alter the nature of pollutants in wastewater prior to entering the Public Sewer (as defined in the *OJRSA Sewer Use Regulation*). Such devices include, but are not limited to: FOG Control Devices, Oil/Water Interceptors, Sand/Oil Interceptors, Hair Trap/Interceptors, Lint Interceptors, Plaster Interceptors, Pretreatment Systems, and others as necessary to protect the conveyance system, treatment facility, and/or to comply with NPDES permit requirements.

Surcharge shall mean a charge for sewer service and treatment service for wastes having characteristics different from sanitary wastes and for which additional charges must be assessed in order to compensate for additional expenses and impacts incurred.

User shall mean any person or entity who directly or indirectly discharges, causes, or permits the discharge of domestic or nondomestic wastewater to any wastewater conveyance system directly or indirectly connected to an OJRSA facility. Users consist of Residential and Nonresidential Users as defined herein. A User can have water and/or sewer service provided by a Member City, OJRSA, or can be a Well Customer.

Well Customer shall mean a Customer that utilizes sewer service that receives potable or non-potable water from any hole that is drilled, dug, or excavated. Such Customers shall be classified as Residential or Nonresidential Users.

Wholesale Service Area shall mean the area where the retail wastewater and drinking water services are owned, operated, and maintained by a Member City. The OJRSA provides trunk wastewater conveyance and treatment services only in this area. See Figure 1 (page 4) for more information.

## Acronyms and Abbreviations

e.g.: Exempli Gratia, Latin for "for example"  
ERU: Equivalent Residential Unit  
FEMA: Federal Emergency Management Agency or any successor agency  
FOG: Fats, Oils, and Grease  
FOIA: Freedom of Information Act  
FY: Fiscal Year  
gal: Gallons (unit of volume)  
GIS: Geographic Information System  
gpd: Gallons per Day (unit of flow)  
gpm: Gallons per Month (unit of volume)  
GSA: United States General Services Administration or any successor agency

IU: Industrial User  
lb: Pound (unit of mass)  
mg/L: Milligrams per Liter (unit of concentration)  
O&P: Operations & Planning  
OCSC: Oconee Count Sewer Commission  
OJRSA: Oconee Joint Regional Sewer Authority  
POV: Privately Owned Vehicle  
SCDES: South Carolina Department of Environmental Services (or successor agency)  
SUR: *OJRSA Sewer Use Regulation*  
TKN: Total Kjeldahl Nitrogen

## Document Format

This document contains fonts and styles that have certain meaning, such as a reference to other sections or materials. Below is a list of the text formats used within and what they represent in the *OJRSA Schedule of Fees*.

<b>BOLD CAPITAL LETTERS</b>	Important point of emphasis
<u>Dashed Underline</u>	Name of a form to use for documenting a task referenced in the document
<i>Italics</i>	Title of books, manuals, and other documents

## OJRSA Schedule of Fees

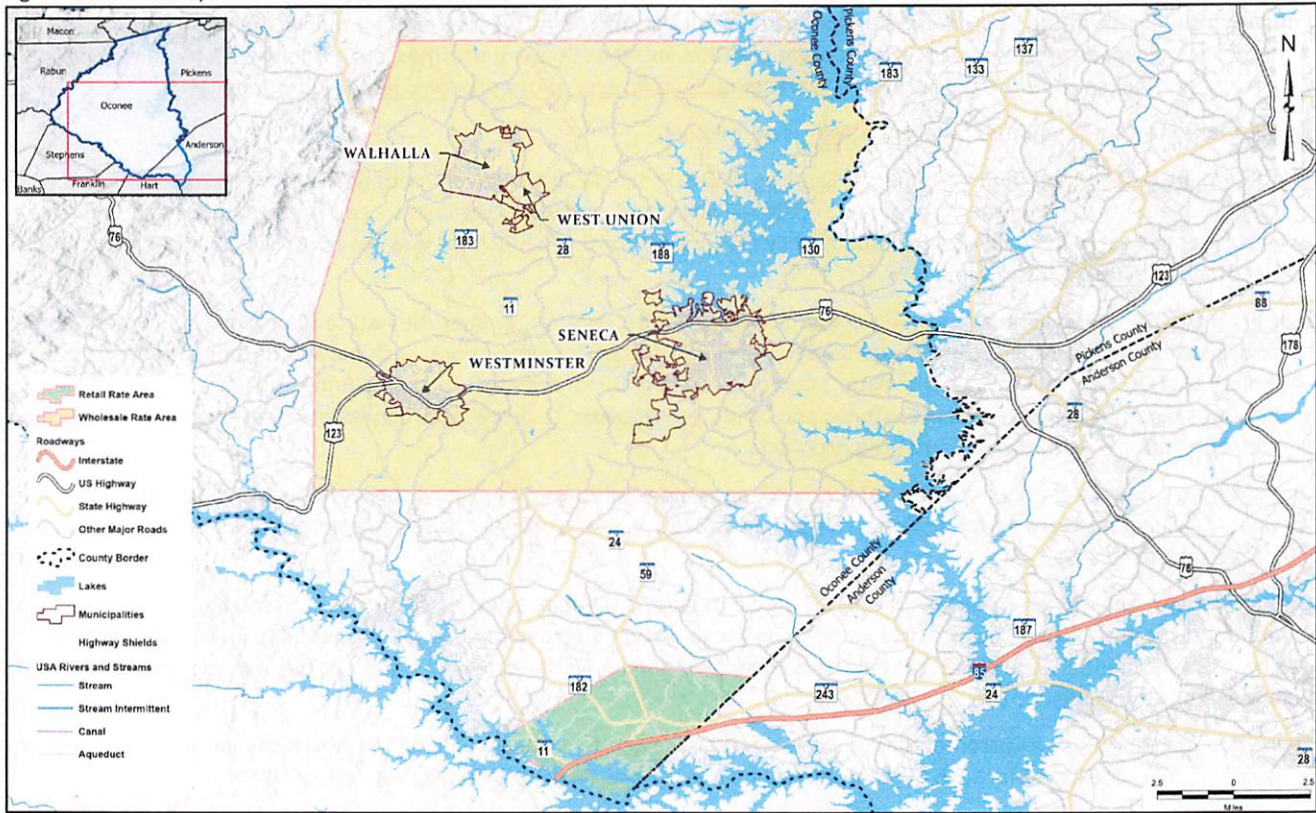
July 1, 2025

MIX-SIZED CAPITAL LETTERS  
Underlined Italics

Name of sections or appendices in a book, manual, or other document  
A note of caution or warning

### Service Area Map

Figure 1: General map of the Wholesale and Retail service areas



### Section 1 Residential User Rates

Residential Users are subject to fees as listed this section. See the map (Figure 1) on page 4 for more information regarding the Wholesale and Retail Service Areas. Fees for the Wholesale Service Area are based on the pro rata budgeted amount for FY 2023 that was converted to a base plus volumetric charge and approved by the Board on June 5, 2023 for FY 2024. The Retail Service Rates were recommended by Willdan Financial Services and approved by the Board on March 4, 2024.

Table 1: Residential User fees

Residential User monthly sewer fees	<p><b>WHOLESALE SERVICE AREA:</b> Base rate of \$10.00 per month per water meter plus \$5.66 volumetric rate per 1,000 gallons used (rounded in accordance with water provider policy)</p> <p><b>RETAIL SERVICE AREA:</b> Base rate in accordance with meter size as shown below:</p> <ul style="list-style-type: none"><li>• 5/8-inch or 3/4-inch \$20.00 per month</li><li>• 1-inch \$50.00 per month</li><li>• 1.5-inch \$100.00 per month</li><li>• 2-inch \$160.00 per month</li><li>• 3-inch \$320.00 per month</li><li>• 4-inch \$500.00 per month</li><li>• 6-inch \$1,000.00 per month</li><li>• 8-inch \$1,600.00 per month</li></ul>
-------------------------------------	---

## OJRSA Schedule of Fees

July 1, 2025

	plus the per month Administration Fee imposed by the water provider plus \$6.70 volumetric rate per 1,000 gallons used (rounded in accordance with water provider policy)
Residential Well Customer monthly sewer fees (no retail sewer/water provider, no water or sewer meter)	<b>WHOLESALE SERVICE AREA:</b> Base rate of \$10.00 per well per month plus flat volumetric rate of \$25.47 <sup>1</sup> per well per month (Total of \$35.47 per month)  <b>RETAIL SERVICE AREA:</b> Base rate of \$20.00 per well per month plus flat volumetric rate of \$30.15 <sup>2</sup> plus the per month Administration Fee imposed by the water provider (Total of \$50.15 per month)
Impact Fees	As detailed in SECTION 3

## Section 2 Nonresidential User Rates

Nonresidential Users, which include Commercial, Industrial, Institutional, and Master Meter Multi-Family Developments, are subject to fees as listed this section. See map (Figure 1) on page 4 for more information regarding the Wholesale and Retail Service Areas. Fees for the Wholesale Service Area are based on the pro rata budgeted amount for FY 2023 that was converted to a base plus volumetric charge and approved by the Board on June 5, 2023 for FY 2024. The Retail Service Rates were recommended by Willdan Financial Services and approved by the Board on March 4, 2024.

### 2.1 General Nonresidential User Fees

Table 2: General Nonresidential User fees

Nonresidential User monthly sewer fees	<b>WHOLESALE SERVICE AREA:</b> Base rate of \$15.00 per month per water meter plus \$7.74 volumetric rate per 1,000 gallons used (rounded in accordance with water provider policy)  <b>RETAIL SERVICE AREA:</b> Base rate in accordance with meter size as shown below: <ul style="list-style-type: none"> <li>• 5/8-inch or 3/4-inch \$20.00 per month</li> <li>• 1-inch \$50.00 per month</li> <li>• 1.5-inch \$100.00 per month</li> <li>• 2-inch \$160.00 per month</li> <li>• 3-inch \$320.00 per month</li> <li>• 4-inch \$500.00 per month</li> <li>• 6-inch \$1,000.00 per month</li> <li>• 8-inch \$1,600.00 per month</li> </ul> plus the per month Administration Fee imposed by the water provider plus \$6.70 volumetric rate per 1,000 gallons used (rounded in accordance with water provider policy)
Nonresidential Well Customer monthly sewer fees (No Retail Sewer/Water Provider, no water meter)	<b>WHOLESALE SERVICE AREA:</b> Base rate of \$15.00 per well per month plus volumetric rate to be determined on a case-by-case basis, possibly by use of a sewer meter <sup>3</sup>  <b>RETAIL SERVICE AREA:</b> To be determined on a case-by-case basis. All fees shall include an applicable base fee, volumetric fee (possibly determined by use of a sewer meter <sup>3</sup> ), and per month Administration Fee imposed by the water provider.
Impact Fees	As detailed in SECTION 3

### 2.2 Special Pretreatment Fees

Generators requiring Special Pretreatment Devices (as defined in the *OJRSA Sewer Use Regulation*) shall pay as listed in this section.



## OJRSA Schedule of Fees

July 1, 2025

Table 3: Special pretreatment fees

Special Pretreatment Device User Permit Application review and processing	No fee
Special Pretreatment Device User Permit renewal	No fee
Routine and follow-up compliance inspections and administrative tasks	No fee
All laboratory analyses fees associated with a facility that is regulated by the OJRSA	Actual analysis costs incurred by OJRSA (including those if an outside laboratory is used) + 15% Administrative Fee (only if outside laboratory is used)
Special Pretreatment Device design and specifications review and approval fee for new, replacement, or modification	\$20.00 per device (one-time fee covers any future reviews necessary)
New, replacement, or modification inspection of a Special Pretreatment Device	Charged per hour with a one (1) hour minimum. Based on the hourly wage of the lowest pay classification of the Technical Services staff member(s) who has the necessary skills and training to perform the task. The rate used shall be the midpoint of the current FY pay range + benefits costs at 34% of wage + small SUV according to current <a href="#">FEMA Rate Schedule</a> (or <a href="#">GSA mileage rate for POV</a> , if applicable).
Variance inspections for a Special Pretreatment Device	Same as fee for Section 2.2 "New, replacement, or modification inspection of a Special Pretreatment Device"

### 2.3 Industrial and Other Nonresidential User Fees

Including other Nonresidential User fees, Industrial Users are subject to fees as listed this section. Fees based on April 18, 2025 recommendation from Goldie Associates (consultant) after evaluation of program and/or treatment costs at facility(ies).

Table 4: Other Industrial and Nonresidential User fees

Industrial Pretreatment Permit Application Processing	No fee
Industrial Pretreatment Permit Renewal	No fee
Nonsignificant Source Wastewater Discharge Permit Application	No fee
Nonsignificant Source Wastewater Discharge Permit	No fee
Other permits not explicitly listed in this Schedule of Fees	No fee
Calculation of Surcharges	\$30.00 per quarter for periods when calculations are necessary
Biochemical Oxygen Demand (BOD) Surcharge	\$0.00 for concentration of 0-250 mg/L \$0.30 per pound above 250 mg/L <sup>4,5</sup>
Chemical Oxygen Demand (COD) Surcharge	\$0.00 for concentration of 0-750 mg/L \$0.30 per pound above 750 mg/L <sup>4,5</sup>
Phosphorus (P) Surcharge	\$0.00 for concentration of 0-7 mg/L \$0.40 per pound above 7 mg/L <sup>4</sup>
Total Kjeldahl Nitrogen (TKN) <sup>6</sup> Surcharge	\$0.00 for concentration of 0-30 mg/L \$0.40 per pound above 30 mg/L <sup>4</sup>
Total Suspended Solids (TSS) Surcharge	\$0.00 for concentration of 0-250 mg/L \$0.50 per pound above 250 mg/L <sup>4</sup>
Flow (gpd) Surcharge	Same volumetric rate as stated in SECTION 2.1 Nonresidential User Monthly Fees Wholesale Service Area per 1,000 gallons above permitted limit (rounded up to the next 1,000 gallons)
Late Discharge Monitoring Report from low volume dischargers and Industrial Users	\$100.00 the first day late and \$50.00 per business day thereafter until report is received and Notice of Violation or other enforcement action as required by the <i>OJRSA Sewer Use Regulation</i> .
Unused capacity fee for Industrial Users <i>See illustration in Figure 2 for general information</i>	<ul style="list-style-type: none"> <li>Average monthly discharge of 50% or more (<math>\geq 50\%</math>) of their capacity as stated on the industry's current <i>Significant Industrial Wastewater Discharge Permit</i> as issued by OJRSA -</li> </ul>

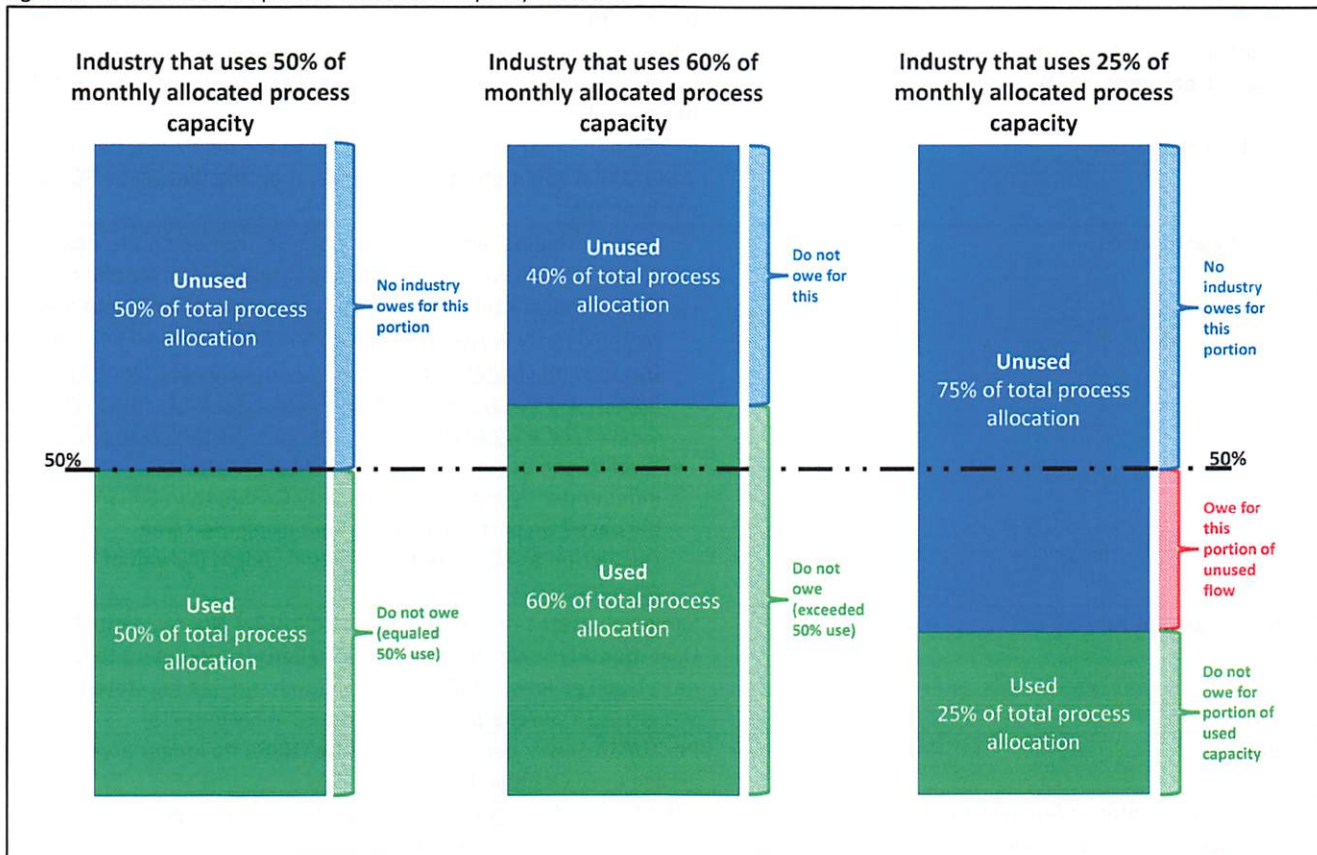


## OJRSA Schedule of Fees

July 1, 2025

	<p>\$0.00 per month when the facility's total flow discharged for the month is at least 50% of their total monthly allocated flow.<sup>7,8</sup></p> <ul style="list-style-type: none"> <li>Average monthly discharge of less than 50% (&lt; 50%) of their capacity as stated on the industry's current <i>Significant Industrial Wastewater Discharge Permit</i> as issued by OJRSA. <ul style="list-style-type: none"> <li>\$2.00 per 1,000 gallons of not utilized by the industry between the industry's actual total monthly discharge and 50% of their permitted monthly discharge. [NOTE: The permitted industry is only paying for unused process wastewater capacity for the volume range of 0% to 50% of the amount as listed on their OJRSA-issued Significant Industrial Wastewater Discharge Permit.]<sup>7,8</sup></li> </ul> </li> </ul>
--	---

Figure 2: Unused industrial process wastewater capacity allocation



## 2.4 Industrial Pretreatment Billing Expense Billing

Industries subject to OJRSA industrial pretreatment requirements must pay program fees using the following methodology:

### A. Quarterly billing:

- Base fee:  $1/x$  (where  $x$  is equal to the number of Industrial Users that have a *Significant Industrial Wastewater Discharge Permit* during that quarter) of the salary and benefits expensed for the designated Pretreatment Coordinator (and additional dedicated department staff, if applicable);
- Items related to materials or services procured for the industry, such as: licenses/certifications/memberships; seminars/workshops/training; legal; public relations and advertising; mailing/shipping; office supplies; supplies/tools; technology (phones/internet/ television); professional and service contracts; and rolling stock and equipment;
- Hours and benefits that other OJRSA employees spend working on items associated with the industry;
- Surcharge fees for flow and particular chemical exceedances as stated in SECTION 2.3 Table 4;
- Unused monthly capacity fees as stated in SECTION 2.3 Table 4; and

## OJRSA Schedule of Fees

July 1, 2025

6. Twenty percent (20%) administration fee on SECTION 2.4 Paragraphs A.1, A.2, and A.3 only.<sup>9</sup>
- B. A 10% late fee is added every 30 days the invoice has not been paid.
- C. Penalties and fines associated with enforcement action are to be paid invoiced at the time expense is incurred.

### 2.5 Hauled Waste Program Fees

Fees are supportive of the *OJRSA Sewer Use Regulation* and other requirements and are subject to the OJRSA's acceptance of any or all products as stated within the Regulation and/or availability to accept at the Water Reclamation Facility for treatment or disposal. Fees based on April 18, 2025 recommendation from Goldie Associates (consultant) after evaluation of program and/or treatment costs at facility(ies).

Table 5: Hauled waste program fees

Hauled Waste Disposal Permit	\$120.00 per year (prorated based on the permit effective date) <sup>10,11</sup>
Sanitary sewage from septic tank	\$200.00 per 1,000 gallons (rounded up to the next 1,000 gallons; if the OJRSA can meter the discharge, then the fee will be \$0.185 per gallon) <sup>12</sup>
Hauled liquid treatment plant waste (e.g., sludge from package treatment plant)	\$200.00 per 1,000 gallons (rounded up to the next 1,000 gallons; if the OJRSA can meter the discharge, then the fee will be \$0.185 per gallon) <sup>12</sup>
Portable toilet waste	\$75.00 per 1,000 gallons (rounded up to the next 1,000 gallons; if the OJRSA can meter the discharge, then the fee will be \$0.066 per gallon). <sup>12</sup>
Hauled waste solids	<ul style="list-style-type: none"> <li>• Current tipping fee (in tons or pounds, rounded up to next ton or billable weight/volume as charged by the landfill or final disposal site) + current transportation costs (as charged by third-party waste hauler) + 25% Administrative Fee. <u>Since this fee can change with little to no notice by the landfill or hauler, it is suggested to call 864-972-3900 and request the current fee prior to delivery of hauled waste solids to OJRSA.</u></li> <li>• If solids can be weighed by certified scale either independently owned or owned by OJRSA, then OJRSA will bill based on partial weight of load using the same calculation as above but with actual weight instead of rounded.</li> </ul>
Landfill leachate	Same volumetric rate as stated in SECTION 2.1 Nonresidential User monthly sewer fees per 1,000 gallons (rounded up to the next 1,000 gallons) + Calculation of Surcharge fee (as stated in SECTION 2.3 + Surcharge rates (as stated in SECTION 2.3)
Grease	Per <i>OJRSA Sewer Use Regulation</i> , the OJRSA no longer accepts grease as of October 1, 2023
Afterhours acceptance fee as stated in SECTION 10.2(A)(2) of the <i>OJRSA Sewer Use Regulation</i>	\$150.00 <u>per delivery</u> + other disposal costs based on product received as stated within SECTION 2.5 Table 5
Sampling and analysis of hauled waste	\$25.00 per analysis + applicable contract lab costs
Failure to clean OJRSA manual bar screen at hauled waste discharge locations	\$50.00 per delivery for first offense, \$100 for second offense, and \$500 for third and subsequent offenses <sup>12</sup>

### Section 3 Impact Fees

- A. Fees established in this Policy are based Weston & Sampson April 3, 2025 memorandum titled "Impact Fee Analysis – SCDES Contributory Loadings".
- B. This Policy applies when a developer requests water and/or sewer service with the retail utility provider. The OJRSA will not approve the establishment of water or sewer service nor the issuance of a building permit until all fees are paid.
- C. Impact Fees are based on the *OJRSA Schedule of Fees* at the time an Application for Capacity in the OJRSA Sewer System form is completed by the owner/developer.
  1. Impact Fees are in Table 6.

## OJRSA Schedule of Fees

July 1, 2025

2. If there is a Board-approved change to Impact Fees within twenty (20) calendar days of when OJRSA has notified the developer of their Impact Fees that are due and that submitted plans have already been approved by OJRSA, then the developer has ten (10) calendar days beyond the date the fees change (inclusive of the first day of the change) to pay the Impact Fees that were presented; otherwise the new Impact Fee rates shall apply.
- D. Impact Fees collected are held in a restricted fund and are to be used only for specific projects and purposes allowed by law and OJRSA policy. (See the *OJRSA Impact Fee Policy* and *OJRSA Financial and Accounting Policy*).
- E. Fees shall be based on SECTION 7 TABLE 24 of *OJRSA Development Policy* as approved by the OJRSA Board of Commissioners.
- F. Subdivisions
1. For Subdivisions Constructed Prior to July 1, 2021 – Homes constructed within these subdivisions will be responsible for paying a singular Impact Fee based on one residence or subdivision lot as stated in Table 6.
  2. For Subdivisions Planned or Constructed After July 1, 2021 – Prior to the OJRSA issuing a Willingness & Ability to Serve, Commitment to Own, Commitment to Own & Operate, or other such letter required by the South Carolina Department of Environmental Services (SCDES) that is necessary for the permitting of a wastewater collection system extension serving a development, the owner/developer shall pay Impact Fees for all lots within the subdivision. These fees shall be based on the number of lots multiplied by the fee for one residence or subdivision lot as stated in Table 6.
- G. Customers Using Unmetered Connections or Groundwater Wells
1. Unmetered Residential Connections – Residential Users directly or indirectly connected to a OJRSA wastewater conveyance system or treatment facility that use wells or other unmetered connections for their water supply shall be charged an Impact Fee for each well that is connected to the sewer system at the same rate as one residence or subdivision lot as listed in Table 6.
  2. Unmetered Nonresidential Customers – Nonresidential customers directly or indirectly connected to the OJRSA wastewater conveyance system or treatment facility that use wells or other unmetered connections for their water supply shall be charged an Impact Fee for each well that is connected to the sewer system. An engineer of the OJRSA's choosing will determine the appropriate Impact Fee for each customer. Such fees made by the OJRSA's consultant shall not establish precedence for similar circumstances that may occur in the future.
- H. Circumstances Not Addressed in this Policy – Unusual situations and conditions not addressed in this Policy will be considered in consultation with the OJRSA's engineer on a case-by-case basis. Such decisions made by the OJRSA shall not establish precedence for similar circumstances that may occur in the future.

Table 6: Impact fees

Type of Use	FY 2026	FY 2027	FY 2028
Impact Fee for one residence or subdivision lot as per Item CC in SECTION 7 TABLE 24 of <i>OJRSA Development Policy</i> , <u>which shall be referred to as one Equivalent Residential Unit (ERU). This includes residences or subdivision lots that are connected to sewer but are served by a well for water.</u>	\$4,100 for one ERU	\$5,005 for one ERU	\$7,720 for one ERU
Impact Fee for other uses as listed in SECTION 7 TABLE 24 of <i>OJRSA Development Policy</i>	\$13.66/gallon	\$19.70/gallon	\$25.73/gallon
Process wastewater as listed on Industrial User Permit issued by OJRSA <u>(per acquisition of new or additional capacity, not per renewal of IU Permit)</u>	\$13.66/gallon	\$19.70/gallon	\$25.73/gallon
Other circumstances not addressed in this Policy or as defined in the <i>OJRSA Impact Fee Policy</i>	\$13.66/gallon	\$19.70/gallon	\$25.73/gallon

## Section 4 Engineering, Connection, and Inspection Fees

The OJRSA shall charge the fees as listed in Table 7 for engineering, plan reviews, inspection, taps/connections, and other such services. Fees based on May 22, 2025 recommendation from Weston & Sampson (consultant) after evaluation of program costs and OJRSA determination of inspection and service fees.

Table 7: Engineering and inspection fees

Hydraulic modeling analysis for downstream impact caused by potential or proposed new or upsized development that will increase flow by at least 10,000	Actual consultant's fee + 25% Administrative Fee. This fee will be updated on the <u>Downstream Wastewater Modeling Analysis Request</u> form as stated at <a href="http://www.ojrsa.org">www.ojrsa.org</a> .
---	---



# OJRSA Schedule of Fees

July 1, 2025

<p>gpd or for areas of concern within the sewer system as identified in the current version of the OJRSA hydraulic model or known of areas of concerns. <u>This is to be based on This is to be based on SCDES Regulation 61-67 Appendix A Unit Contributory Loadings to All Domestic Wastewater Treatment Facilities.</u></p>	
<p>Other developer costs not covered elsewhere in the <i>OJRSA Schedule of Fees</i> (includes studies or additional work performed by OJRSA and/or its consultants for a project)</p>	<p>For each task required, the developer shall compensate the OJRSA for the following:</p> <ul style="list-style-type: none"> <li>• <b>IF WORK PERFORMED SOLELY BY OJRSA STAFF:</b> The rate used shall be the midpoint of the current year FY pay range for all staff positions involved + benefits costs at 34% of wages + equipment costs according to current <a href="#">FEMA Rate Schedule</a>, <a href="#">GSA mileage rate for POV</a>, and/or equipment/material purchase and/or rental fees as applicable.</li> <li>• <b>IF WORK TO BE PERFORMED SOLELY BY A CONSULTANT:</b> The fee shall be the actual consultant's fee + 25% Administration Fee.</li> <li>• <b>IF WORK IS TO BE A COMBINATION OF OJRSA STAFF AND A CONSULTANT:</b> The fee shall be based on the actual consultant's fee + the midpoint of the current year FY pay range for all staff positions involved + benefits costs at 34% of wages + costs of equipment used according to current <a href="#">FEMA Rate Schedule</a>, <a href="#">GSA mileage rate for POV</a>, and/or equipment/material purchase and/or rental fees as applicable.</li> </ul>
<p>Plans and specifications review<sup>13</sup> <u>(unless otherwise noted, these fees are for each review, including resubmittals)</u></p>	<p><u>Single Family Homes</u></p> <ul style="list-style-type: none"> <li>• On individual lot not located in a subdivision (unless there is a grinder pump, then only the grinder pump fee listed below is applicable) – \$0.00<sup>14,15,16</sup></li> <li>• To be located in a subdivision/planned development that requires gravity sewer and/or force mains installation – \$0.07 per linear foot of pipe</li> <li>• Pump station addition to serve development – \$300.00 per station (one review fee covers initial review of each plus resubmittals)</li> <li>• Grinder pumps for individual units – \$2.00 per pump</li> </ul> <p><u>Multi-Family Development</u></p> <ul style="list-style-type: none"> <li>• No amenities (pool, clubhouse, etc.) – \$1.85 per residential living unit</li> <li>• If includes amenities – \$3.10 per residential living unit</li> <li>• Gravity sewer and/or force main extension – \$0.07 per linear foot of pipe</li> <li>• Pump station addition to serve development – \$300.00 per station (one review fee covers initial review of each plus resubmittals)</li> <li>• Grinder pumps for individual units – \$2.00 per pump</li> <li>• Buildings other than residential living units and those that provide amenities (pool, clubhouse, etc.) shall be calculated</li> </ul>

## OJRSA Schedule of Fees

July 1, 2025

	<p>as a Commercial, Industrial, and/or Institutional Facility as stated below.</p> <p><u>Commercial, Industrial, and/or Institutional Facility</u></p> <ul style="list-style-type: none"> <li>• Building space – \$0.04 per square foot of building space served by water and/or sewer</li> <li>• Gravity sewer and/or force main extension – \$0.07 per linear foot of pipe</li> <li>• Pump station addition to serve development – \$300.00 per station (one review fee covers initial review of each plus resubmittals)</li> <li>• Grinder pumps for individual units – \$2.00 per pump</li> </ul> <p><u>Special Pretreatment Devices</u></p> <ul style="list-style-type: none"> <li>• See Section 2.2</li> </ul>
General inspection fees (for inspections other than new, replacement, or modification inspection of a Special Pretreatment Device)	<p>Charged per hour with a two (2) hour minimum. Based on the hourly wage of the lowest pay classification of the staff member(s) who has the necessary skills and training to perform the task. The rate used shall be the midpoint of the current year FY pay range + benefits costs at 34% of wage + ½-ton truck according to current <a href="#">FEMA Rate Schedule</a> (or <a href="#">GSA mileage rate for POV</a>, if applicable).</p> <p>For inspection fees associated with Special Pretreatment Devices, see Section 2.2.</p>
<p>GIS and system mapping fees<sup>17</sup> <u>This is applicable to developments installing infrastructure that requires a SCDES Construction Permit (or equivalent) and/or for onsite privately-owned wastewater infrastructure that is greater than or equal to 8-inches in diameter and/or has a privately-owned pump station and force main.</u></p> <p>This fee applies to any portion of the system served directly or indirectly by OJRSA.</p>	<p>\$250.00 Base Fee for up to 1,000 linear feet of gravity sewer and/or force main pipe + \$0.25 per additional linear foot of pipe. There is not a fee associated with pump station construction.<sup>18</sup></p> <p><u>Note: The minimum fee due is the Base Fee.</u></p>
Tap and tap maintenance fees	<ul style="list-style-type: none"> <li>• In addition to Impact Fees, all new connections that physically connect directly with the OJRSA wastewater conveyance system must pay the costs to install each tap plus 30% to fund future maintenance of connection. Actual costs are for labor, equipment, and materials and may be performed by either OJRSA or a contractor for OJRSA.</li> <li>• If a contractor makes connection (or installs manhole with precast service connection(s)) and they are paid directly by the developer, then the developer shall be required to pay \$200 per diameter inch of the connection to OJRSA's system for future maintenance. The contractor will not have to pay a construction tap fee to the OJRSA as the OJRSA did not incur any costs.<sup>19</sup></li> </ul>
Disconnection from sewer system	\$400.00
Reconnection to sewer system	\$400.00



## Section 5 Contract Services Provided for Non-Wholesale OJRSA Wastewater Systems (including Retail Sewer System)

The OJRSA shall charge the fees as stated in this section for Routine and Nonroutine Work performed for other utility owners on a contractual basis.

### 5.1 Routine Work

Table 8: Routine Work fees

Routine Work (as stated in the DEFINITIONS section)	\$6,500 per calendar quarter
---	------------------------------

### 5.2 Nonroutine Work

Nonroutine Work shall be billed in accordance with the fees listed in Table 9.

Table 9: Nonroutine Work fees

OJRSA Personnel	<p><u>Exempt Staff</u></p> <ul style="list-style-type: none"> <li>• Work performed during normal business hours (charged in 1/10 hour increments) – Midpoint of hourly wage of position classification(s) performing task x hours worked in 1/10 hour increment + benefits costs at 34% of wage<sup>20</sup></li> <li>• Work performed during non-business hours – (Midpoint of hourly wage of position classification(s) performing task x hours worked in 1/10 hour increment) x 1.5 (to convert wage to overtime pay) + benefits costs at 34% of wage<sup>20</sup></li> </ul> <p><u>Non-Exempt Staff</u></p> <ul style="list-style-type: none"> <li>• Work performed during normal business hours – Midpoint of hourly wage of position classification(s) performing task x hours worked in 1/10 hour increment + benefits costs at 34% of wage<sup>20</sup></li> <li>• Work performed during non-business hours – Midpoint of hourly wage of position classification(s) performing task x hours worked in 1/10 hour increment + benefits costs at 34% of wage<sup>20</sup></li> </ul> <p><u>Other Items</u></p> <ul style="list-style-type: none"> <li>• General accounting – Midpoint of hourly wage of position tasked with accounts payable/receivable x 0.4 hours + benefits costs at 34% of wage<sup>20</sup></li> <li>• Industrial pretreatment program – Midpoint of hourly wage of position tasked with pretreatment program oversight x hours worked in 1/4 hour increment + benefits costs at 34% of wage<sup>20</sup></li> <li>• Engineering – Midpoint of hourly wage of position tasked with engineering or program management x hours worked in 1/4 hour increment + benefits costs at 34% of wage<sup>20</sup></li> </ul>
Vehicles and Equipment	<ul style="list-style-type: none"> <li>• Transportation of staff only (no work to be performed that requires tools other than those necessary for SC811 locates)</li> </ul>

## OJRSA Schedule of Fees

July 1, 2025

	<ul style="list-style-type: none"> <li>– <a href="#">GSA mileage rate for POV</a> x total mileage driven + 25% Administrative Fee</li> <li>• Vehicles used for performing work (other than SC811 locates) – <a href="#">FEMA Rate Schedule</a> x total hours used (or miles mileage driven, if applicable) + 25% Administrative Fee</li> <li>• OJRSA vehicles or equipment not listed in <a href="#">FEMA Rate Schedule</a> – Cost to rent comparable vehicle or unit of equipment + 25% Administrative Fee</li> <li>• Rental vehicles or equipment – Actual rental cost + 25% Administrative Fee</li> </ul>
Materials and services (including use of non-OJRSA personnel)	<ul style="list-style-type: none"> <li>• Materials– Actual unit cost + 25% Administrative Fee</li> <li>• Services provided by others – Actual cost of services + 25% Administrative Fee</li> <li>• Utilities paid by OJRSA – Actual cost + 25% Administrative Fee</li> </ul>

## Section 6 Other Fees and Fines

### 6.1 Financial and Late Fees

Table 10: Financial and late fees

Credit or debit card processing	Customer to pay actual transaction fee charged by processing company
Late payments	All payments not received within 30 days of the issuance of the invoice will be charged a 10% late fee for every 30 days the payment is outstanding
Returned check (NSF) fee	\$30.00 per returned check

### 6.2 Freedom of Information Act Fees

Table 11: FOIA fees

Minutes of the meetings of the public body for the preceding six (6) months	No fee per SC Law §30-4-30(D)
Documents produced by the public body or its agent that were distributed to or reviewed by a member of the public body during a public meeting for the preceding six (6) months	No fee per SC Law §30-4-30(D)
Cumulative research and retrieval time if less than 10 minutes <u>and</u> the total number of documents requested by the FOIA requestor is 10 pages or less	No fee
Documents are in electronic format at the time a request is received	No fee for electronic files per SC Law §30-40-30(B); however, applicable research fees shall still apply. Documents will be provided for distribution once any necessary research fees have been paid.
Scanning documents to electronic format	Actual costs + contract services costs, if applicable. Fifteen percent (15%) Administrative Fee will be added to contract services costs.
Staff research, search, retrieval, redaction, and copying	Prorating of fees shall be based on increments of one-tenth (1/10) of an hour and will not exceed the prorated hourly wage of lowest pay classification of the staff member(s) who has the necessary skills and training to fulfill the request.

## OJRSA Schedule of Fees

July 1, 2025

Distribution of records methods	<ul style="list-style-type: none"> <li>• Pick-up at OJRSA Administrative Complex – No fee<sup>21</sup></li> <li>• U.S. First Class Mail – Actual cost of postage<sup>21</sup></li> <li>• Filesharing website or email – No fee<sup>21</sup></li> <li>• Flash drive – Actual cost of flash drive<sup>21,22</sup></li> </ul>
Copies	<p><u>Black &amp; white</u></p> <ul style="list-style-type: none"> <li>• 8.5 x 11 and 8.5 x 14 – Other applicable fees + \$0.10 per page</li> <li>• 11 x 17 – Other applicable fees + \$0.25 per page</li> <li>• Larger than 11 x 17 – Other applicable fees + \$0.50 per square foot or contract service costs + 15% Administrative Fee</li> </ul> <p><u>Color</u></p> <ul style="list-style-type: none"> <li>• 8.5 x 11 and 8.5 x 14 – Other applicable fees + \$0.15 per page</li> <li>• 11 x 17 – Other applicable fees + \$0.50 per page</li> <li>• Larger than 11 x 17 – Other applicable fees + \$0.50 per square foot or contract service costs + 15% Administrative Fee</li> </ul>
Other reproduction services	Other applicable fees + actual costs + 15% Administrative Fee

### 6.3 Penalties and Fines

Table 12: Penalties and fines

Illegal Taps or other illegal connections	\$2,000.00 penalty + Applicable Impact Fee(s) + Tap Fee(s) + Cost of Repairs and/or Cleaning to System + General Inspection Fees + Applicable Legal Fees
Users who violate the provisions of the <i>OJRSA Sewer Use Regulation</i> or fail to abide by any rules, requirements, or procedures that OJRSA implements in support of the Regulation	As stated in SECTION 8 of the <i>OJRSA Sewer Use Regulation</i>

END OF FEES

## Section 7 Appeal of Fees

- A. Items as stated within the *OJRSA Schedule of Fees* can be appealed to the OJRSA Board of Commissioners via the agency's standing Operations & Planning (O&P) Committee by requesting that OJRSA Administration add the matter to an O&P Committee meeting agenda. Dates of the meetings can be found on the OJRSA website ([www.ojrsa.org](http://www.ojrsa.org)) but it is recommended that the requestor filing for appeal contact the OJRSA office by phone at 864-972-3900 to confirm meeting dates and times. Requestors asking for a variance of this Policy shall attend all meetings to present their case for appeal and address questions and concerns from OJRSA Commissioners and staff; however, attending the meetings is not a substitute for submitting a written appeal as stated above.
- B. Requests for appeals must be received no less than five (5) business days prior to the upcoming meeting and must be in writing to:
 

Oconee Joint Regional Sewer Authority  
 ATTN: Executive Director  
 623 Return Church Road  
 Seneca, South Carolina 29678  
[info@ojrsa.org](mailto:info@ojrsa.org)
- C. If the request for variance is approved by the O&P Committee, then it will proceed to the OJRSA Board of Commissioners at the next scheduled meeting for consideration. The decision made by the Board of Commissioners shall be final.

## **Endnotes (Comments, Examples, and Fee Justification)**

- <sup>1</sup> Wholesale Residential Well Customer rate is based on estimated wastewater discharge of 150 gallons per day x 30 days per month = 4,500 gallons per month ÷ 1,000 = 4.5 thousand gallons per month x \$5.66 per 1,000 gallons per month = \$25.47.
- <sup>2</sup> Retail Residential Well Customer rate is based on estimated wastewater discharge of 150 gallons per day x 30 days per month = 4,500 gallons per month ÷ 1,000 = 4.5 thousand gallons per month x \$6.70 per 1,000 gallons per month = \$30.15.
- <sup>3</sup> To be determined by a special meter to measure water discharged to sewer ("sewer meter") or other means as recommended by a qualified engineering and/or rate consultant and approved by OJRSA Administration.
- <sup>4</sup> The formula for calculating surcharges is: (Monthly Concentration Average for Monitoring Parameter minus Surcharge Concentration Threshold for Same Parameter) x 8.34 conversion factor x (Total Flow for the Month in Gallons ÷ 1,000,000 Gallons) x Surcharge Rate = Surcharge Amount Due in Dollars NOTE: If an industry samples less frequently than monthly (i.e., quarterly), then the monthly average calculation will continue each month until the next month the parameter is sampled.  
The following calculation uses fictitious fees for demonstration purposes only (This example uses fees for BOD; however, the same formula applies for all monitored parameters. Fee calculations shall use those listed in the current OJRSA Schedule of Fees) – An industry has a monthly BOD average concentration of 500 mg/L. The total flow for the month is 310,000 gallons and the threshold limit for BOD is 250 mg/L. The BOD surcharge rate is \$0.30/lb of BOD.  
Step 1: (500 mg/L - 250 mg/L) x 8.34 x (310,000 gal/month ÷ 1,000,000 gal) x \$0.30/lb of BOD = BOD Surcharge Fee  
Step 2: 250 mg/L x 8.34 x 0.310 million gal/month x \$0.30/lb of BOD = BOD Surcharge Fee  
BOD Surcharge Fee Due = \$193.91
- <sup>5</sup> An industry will not be charged both BOD and COD, the surcharge will be calculated for both BOD and COD and the industry will be charged the higher rate.
- <sup>6</sup> The sum of organic nitrogen, ammonia (NH<sub>3</sub>), and ammonium (NH<sub>4</sub><sup>+</sup>) in wastewater. TKN does not include Nitrate (NO<sub>3</sub><sup>-</sup>) and Nitrite (NO<sub>2</sub><sup>-</sup>).
- <sup>7</sup> Total Industrial User capacity per month is equal to the facility's Permitted Allocated Capacity per day multiplied by the number of days for each month individually (e.g., 31 days for January, 28 days for February, etc.).  
The following calculation uses fictitious fees for demonstration purposes only (Fee calculations shall use those listed in the current OJRSA Schedule of Fees) – An industry is permitted for a maximum allocation of 20,000 gpd of process wastewater discharge. In January (31 days in the month), they discharge a total of 176,700 gallons. The Unused Capacity threshold is 50% (meaning if they do not average greater than or equal to 50% of their allocated maximum discharge as stated on the permit, then they are subject to paying an unused capacity fee for that month for the unused volume between their actual monthly discharge and 50% of their permitted volume). The rate is \$1.50/1,000 gallons, which is prorated (not rounded to nearest 1,000 gallons).  
Step 1: Determine if the industry is subject to an unused process wastewater allocation capacity fee. Is the facility's monthly discharge at least 50% of their allocation of 20,000 gpd?  
20,000 gpd x 31 days = 620,000 gal per month of maximum permitted discharge  
176,700 gal actually discharged in January ÷ 620,000 gal max allowed x 100 = 28.5% usage of capacity  
This facility DID NOT meet or exceed 50% of their discharge, so they will owe an unused capacity fee. (They would have needed to discharge at least 310,000 gallons in January to reach the 50% threshold.)  
Step 2: Determine the amount of fee owed.  
((Total Capacity Per Month x Allowed Percentage) – Total Monthly Discharge) ÷ 1,000 gal x \$1.50/1,000 gal = Fee Owed for Month  
(620,000 gpM x 50%) – 176,700 gpM ÷ 1,000 gal x \$1.50/1,000 gal = \$199.95 owed for January
- <sup>8</sup> Unused Industrial User capacity fees are collected for the purpose of treatment and conveyance system expansion and are held in the restricted Impact Fee Fund in accordance with the *OJRSA Impact Fee Policy* and *OJRSA Financial and Accounting Policy* for the Wholesale or Retail Service Area, as appropriate, to be used in accordance with the *OJRSA Impact Fee Policy*.
- <sup>9</sup> Industrial pretreatment expense billing Administrative Fee covers incidentals and general labor spent by other OJRSA staff that are involved in the pretreatment program as necessary, as well as general use materials used by the program collectively (e.g., fuel used for vehicle, general office supplies, electricity and other utilities for program, etc.). If specific industries require substantial time by other OJRSA staff, then the industries that the work is performed for shall be billed for this time based on the hourly wages of the lowest pay classification staff member(s) who have the necessary skills and training to perform the tasks.
- <sup>10</sup> Hauled Waste Disposal Permit fee is based on the calendar year (January through December), not the Fiscal Year. If waste hauler is issued a Hauled Waste Disposal Permit (HWDP), then they must pay for the entire month the HWDP is applied for. Providing the waste hauler is in good standing with the OJRSA, the HWDP will remain valid through December 31 of that year. Amount owed if HWDP is obtained anytime during that month (e.g., if they apply for the HWDP on May 31, they must pay the amount for May as shown in the list within this footnote):

## OJRSA Schedule of Fees

July 1, 2025

---

January = \$120.00	May = \$80.00	September = \$40.00
February = \$110.00	June = \$70.00	October = \$30.00
March = \$100.00	July = \$60.00	November = \$20.00
April \$90.00	August = \$50.00	December = \$10.00

---

- <sup>11</sup> There are no refunds issued on Hauled Waste Disposal Permits.
- <sup>12</sup> Waste hauler also subject to other enforcement actions as stated in the *OJRSA Sewer Use Regulation* and other applicable regulations and policies.
- <sup>13</sup> Plan reviews based on average time and labor costs for an OJRSA staff member and/or third-party consultant employed by OJRSA to perform such functions.
- <sup>14</sup> For each review, including resubmittals. If the owner/developer changes the plans after the initial review or corrections must be made per the *OJRSA Sewer Use Regulation*, *OJRSA Development Policy*, other OJRSA policy, or requirements imposed by a Member City or other governmental agency, the fee must be paid for each review thereafter.
- <sup>15</sup> There are no fees for projects that are designed and installed by a Member City when they are paying for the installation themselves, such as if a city is installing a main line extension entirely at their own expense and is not funded by a developer or other party. In most cases, the projects that meet this exemption are when a Member City is installing infrastructure to replace or rehabilitate existing facilities or when they are extending their own system at their own expense (and not as a pay-in-advance or reimbursement project by third-party(ies)). Appeals can be made by the Member City to the OJRSA Board of Commissioners in accordance with the process stated within SECTION 7 of the *OJRSA Schedule of Fees* to determine if this fee should be waived for other projects.
- <sup>16</sup> Or in a subdivision that received a Permit for OJRSA Wastewater System Capacity (or equivalent) prior to January 1, 2020. These were considered at the time the original subdivision plans were reviewed.
- <sup>17</sup> This fee is used for the OJRSA to incorporate data from the record drawings and other supporting documents (e.g., GPS devices, surveys, etc.) into its Geographic Information System map, which is used for hydraulic modeling, manage and track work orders, asset management, planning, etc.
- <sup>18</sup> The following calculation uses fictitious fees for demonstration purposes only (*Fee calculations shall use those listed in the current OJRSA Schedule of Fees*) – A project has been designed that has a 900 linear feet of gravity sewer pipe, 400 feet of force main pipe, and one (1) pump station. The Base Fee for the first 1,000 linear feet of total pipe is \$200.00 and the fee per additional linear foot of pipe is \$0.25/foot. There is no cost for the pump station.
- Step 1: 900 feet of gravity + 400 feet of force main = 1,300 total linear feet of pipe for project
- Step 2: 1,300 total linear feet – 1,000 linear feet for base rate = 300 linear feet above the base
- Step 3: \$200.00 Base Fee + (300 linear feet x \$0.25/foot) + (1 pump station x \$0.00) = GIS fee due
- Step 4: \$200 + \$75 + \$0 = GIS fee due
- GIS Fee Due = \$275.00
- <sup>19</sup> Fee to pay for future maintenance of connection. The following calculation uses fictitious fees for demonstration purposes only (*Fee calculations shall use those listed in the current OJRSA Schedule of Fees*) – A contractor will bore into an existing OJRSA manhole to make one (1) 4-inch pipe diameter service connection. The Tap Maintenance Fee Due at the time is \$200/inch diameter. (*OR* contractor shall set a doghouse manhole on existing OJRSA pipeline with one (1) 4-inch pipe diameter service connection.)
- Step 1: \$200/inch diameter x 4-inch pipe diameter = Tap Maintenance Fee Due
- Step 2: \$800 = Tap Maintenance Fee Due
- <sup>20</sup> “Benefits fee” is a general term that covers employer costs for South Carolina Retirement System expenses, Social Security, Medicare, insurance, etc.
- <sup>21</sup> All copying, staff time, and other applicable fees must be paid prior to distribution of requested materials.
- <sup>22</sup> Device must be provided by the OJRSA to avoid risk of potential viruses that may be on flash drives belonging to the requester.



## OJRSA Schedule of Fees

July 1, 2025

### Revision History

As this document is an extension of the *OJRSA Sewer Use Regulation*, previous editions must be maintained in accordance with the *OJRSA Records Retention Policy*.

Revision Number	Effective Date	Description of Changes
0000	02/18/1980	Initial sewer user fees developed and approved by OCSC Board.
0001	08/04/1980	Hauled waste disposal fee modified.
0002	06/19/1984	Sewer use fees increased.
0003	01/01/1985	Revised sewer treatment fees developed and approved by OCSC Board via resolution approved on 01/07/1985.
0004	07/01/1985	Resolution approved on 01/07/1985 expired and rate structure changed.
0005	08/28/1989	Approved annual industry permitting fee on 08/28/1989.
0006	01/01/1990	Oconee County Ordinance [19]89-6 established Impact Fee for treatment capacity for future renovation, modernization, and expansion. OCSC approved on 08/28/1989.
0007	09/10/1990	Approved 2% late fee.
0008	10/07/1996	Approved increase of septic tank waste disposal and treatment fees.
0009	04/07/1997	Approved industrial surcharge fees.
0010	06/05/2000	Hauled waste fee increase approved.
0011	07/03/2006	Approved increase to Impact Fees and established a tap fee.
0012	04/01/2008	Approved addition of a "Transportation and Trunk Line Impact Fee."
0013	05/05/2008	Hauled waste fees increase based on percent increase on Member City fees.
0014	02/02/2009	Approved 20% Administrative Fee for permitted Industrial Users.
0015	10/03/2011	<i>OJRSA Schedule of Fees</i> updated.
0016	10/05/2015	Impact Fee calculation method changed.
0017	12/04/2017	Added fee for acceptance of portable toilet waste.
0018	11/06/2018	Inclusion of additional fees for credit card transactions, returned check, fats oils and grease program, engineering services, and FOIA. Approved by OJRSA Board on 11/05/2018.
0019	02/04/2019	Approved industrial facility flow surcharge and revised biosolids disposal fees.
0020	04/09/2021	Revised hauled waste program fees per <i>OJRSA Resolution 2021-11 Hauled Waste Policy Update</i> .
0021	07/01/2021	Revised Impact Fees per <i>OJRSA Resolution 2021-12 Impact Fee Policy Update</i> .
0022	10/01/2021	Approved comprehensive fee update on 09/13/2021.
0023	07/01/2022	Established unused capacity fee for Industrial Users. Includes other minor modifications.
0024	07/01/2023	Eliminated pro rata share model for user fees and established base plus volumetric model for Residential and Nonresidential Users.
0025	01/01/2024	Revised Impact Fees per <i>OJRSA Resolution 2024-04</i> .
0026	03/04/2024	Board approved newly established Retail Service Area rates.
0027	05/06/2024	Board approved updated fees per <i>OJRSA Resolution 2024-10</i> .
0028	06/02/2025	Board approved updated fees per <i>OJRSA Resolution 2025-05</i> .

END OF REVISIONS



## RESOLUTION 2025-05

### Adoption of Fiscal Year 2026 Comprehensive Budget and Fee Schedule

**A RESOLUTION OF THE OCONEE JOINT REGIONAL SEWER AUTHORITY COMMISSION TO ADOPT A BUDGET FOR THE FISCAL YEAR BEGINNING JULY 1, 2025, THROUGH JUNE 30, 2026; AND OTHER MATTERS RELATED THERETO**

**WHEREAS**, the Oconee Joint Regional Sewer Authority, South Carolina (the "Authority") was established pursuant to Title 6, Chapter 25 of the Code of Laws of South Carolina 1976, as amended, by its three member-municipalities: the City of Seneca, the City of Walhalla, and the City of Westminster under the terms of an Intergovernmental Agreement dated October 31, 2007.

**WHEREAS**, the staff of the Authority has prepared a budget (the "Budget") for the fiscal year beginning on July 1, 2025 and ending on June 30, 2026 ("Fiscal Year 2026"), the provisions of which establish annual budgets for the Authority's general fund, projects and contingency fund, wholesale impact fund, retail operations and maintenance fund and retail impact fund.

**WHEREAS**, pursuant to the requirements of Sections 6-1-80 and 6-1-330 of the Code of Laws of South Carolina 1976, as amended ("SC Code"), a public hearing before the Oconee Joint Regional Sewer Authority Commission, as the governing body of the Authority (the "Commission"), was conducted on June 2, 2025 (the "Public Hearing") on the matter of the adoption of the Budget (as proposed).

**WHEREAS**, the Budget has been presented for the approval of the Commission.

**NOW, THEREFORE**, be resolved by the Oconee Joint Regional Sewer Authority Commission in meeting duly assembled, finds as follows:

SECTION 1: It is hereby appropriated from the Wholesale Operations & Maintenance Fund (General Fund), Projects & Contingency Fund, Wholesale Impact Fund, Retail Operations & Maintenance Fund, and Retail Impact Fund, the following amounts of money for the following respective purposes for and during Fiscal Year 2026, to wit:

#### **WHOLESALE OPERATIONS & MAINTENANCE FUND (GENERAL FUND)**

##### **Appropriations – Budgeted O&M Revenues**

User Fees	\$6,128,172
Other Revenues	631,254
<b>Total Revenues</b>	<b><u>\$6,759,426</u></b>

##### **Appropriations – Budgeted O&M Expenditures**

Administration	\$3,775,898
Conveyance System	964,406
Water Reclamation Facility	1,702,295
Pretreatment	158,565
Laboratory	58,830
Contract Operations	19,432
O&M Capital Improvement Projects	<u>80,000</u>

Total Budgeted Expenditures	<u>\$6,759,426</u>
Increase (Decrease) to Fund Balance	\$0

**PROJECTS & CONTINGENCY FUND (RESTRICTED)**

<b>Appropriations – Budgeted P&amp;C Fund Revenues</b>	
Transfers	\$453,060
Other Revenues	7,773,098
Carryforward Revenues	330,000
<b>Total Revenues</b>	<u><b>\$8,556,158</b></u>

<b>Appropriations – Budgeted P&amp;C Fund Expenditures</b>	
Projects & Contingency Expenses	<u>\$8,556,158</u>
<b>Total Budgeted Expenditures</b>	<u><b>\$8,556,158</b></u>
<b>Increase (Decrease) to Fund Balance</b>	<b>\$0</b>

**WHOLESALE IMPACT FUND (RESTRICTED)**

<b>Appropriations – Budgeted Wholesale Impact Fund Revenues</b>	
Fees	\$800,000
Other	176,000
<b>Total Revenues</b>	<u><b>\$976,000</b></u>

<b>Appropriations – Budgeted Wholesale Impact Fund Expenditures</b>	
Expansion Project Expenses	<u>\$0</u>
<b>Total Budgeted Expenditures</b>	<u><b>\$0</b></u>
<b>Increase (Decrease) to Fund Balance</b>	<b>\$976,000</b>

**RETAIL OPERATIONS & MAINTENANCE FUND (UNRESTRICTED)**

<b>Appropriations – Budgeted Retail O&amp;M Fund Revenues</b>	
User Fees	\$269
Intergovernmental Reimbursement	105,534
<b>Total Revenues</b>	<u><b>\$105,802</b></u>

<b>Appropriations – Budgeted Retail O&amp;M Fund Expenditures</b>	
General	<u>\$105,802</u>
<b>Total Budgeted Expenditures</b>	<u><b>\$105,802</b></u>
<b>Increase (Decrease) to Fund Balance</b>	<b>\$0</b>

SECTION 2: The appropriations described in Section 1 above represent a summary of the anticipated revenues and expenditures for each of the Authority's major funds – Wholesale Operations & Maintenance Fund (General Fund), Projects & Contingency Fund, Wholesale Impact Fund, Retail Operations & Maintenance Fund, and Retail Impact Fund. The full Budget, with particular details and provisos, is fully described in the document entitled the "FY 2026 Comprehensive Budget" (the "Budget Plan"), which is hereby incorporated by reference as part of this Resolution as if fully set forth herein, is hereby adopted.

**SECTION 3:** As necessary, the Executive Director of the Authority (including any interim, acting, or temporary Executive Director, as applicable) (the "Executive Director") or the Executive Director's designee shall administer the Budget Plan and may authorize the transfer of appropriated funds within and between departments as necessary to achieve the goals of the Budget; however, no funds may be transferred between any fund without action being taken by the Commission, acting by Resolution.

**SECTION 4:** All of the Authority's fund balance reserves (both encumbered and unencumbered funds) as of June 30, 2025, shall be added into the Budget for Fiscal Year 2026 and applied under the Budget Plan. These designated monies may be properly invested pending any planned expenditure as set forth in the Budget Plan.

**SECTION 5:** (a) Monies received from governmental grants shall accrue only to the appropriate fund as set forth in the Budget Plan. Should grant funds be applied for or received after the beginning of Fiscal Year 2026 and thereby not be recited in the Budget Plan, then, by passage of any approval resolution of the Commission or other action item of the Commission authorizing the grant application and expenditures, the necessary funds may be created or supplemented, as necessary, to provide a mechanism for the receipt and expenditure of these monies. However, any such funding shall be specifically limited to the purposes for which the grant was awarded.

(b) The Budget appropriates sufficient revenues to fund the Authority's capital program. The capital program may be funded from the issuance of debt and other sources made available for pay-as-you-go financing by the Authority.

**SECTION 6:** (a) The Executive Director is authorized to enter into contracts if the total contract amount is less than or equal to the budget line item or project budget as approved by Commission under the terms of the Budget.

(b) Contracts necessary to expend monies appropriated in the Budget, when not specifically permitted by the Budget Plan, are hereby authorized upon the approval of such contract by a resolution of the Commission.

**SECTION 7:** The foregoing Authority operation appropriations have been detailed by the Commission into line-item accounts for each department. The detailed appropriation by account and budget narrative contained separately is hereby enacted as part of this Resolution.

**SECTION 8:** (a) Encumbrances in each fund at June 30, 2025, representing obligations made against 2024-2025 appropriations (the "Fiscal Year 2025 Comprehensive Budget" or "Fiscal Year 2025 Budget") outstanding as of that date, are hereby reappropriated and the appropriations shall be distributed to the budgetary accounts under which the expenditures will be charged during the Fiscal Year 2026 budget year as such obligations are satisfied, provided that such encumbrances, when taken together with the Fiscal Year 2025 Budget expenditures, do not cause any fund to exceed its budgetary authorization for the year ended June 30, 2025.

(b) For each fund in which a reappropriation occurs, the amount of funds appropriated hereunder shall be established in that fund as "Carryforward from Previous Year."

(c) For each fund in which the Budget includes the use of fund balance; the amount of the fund balance so used shall be identified as "Fund Transfer In."



(d) Appropriations for grants, the authorization for which extends beyond the end of Fiscal Year 2025 Budget, shall not lapse at the end on June 30, 2025. Any such grant authorizations remaining at the end of a fiscal year shall be reappropriated pursuant to the conditions of the respective grant agreements and utilized in Fiscal Year 2026 in accordance with their respective terms.

(e) Appropriations for active projects resulting in restrictions or commitments of fund balances shall be identified by appropriate titles in the financial statements of the affected funds.

SECTION 9: The Executive Director was authorized and made public advertisement of the Public Hearing prior to the passage of this Resolution. The notice of Public Hearing, in the form and format required by Sections 6-1-80 and 6-1-330 of the SC Code, as applicable, was timely published in *The Journal*, which is a newspaper of general circulation in Oconee County. All interested parties were given an opportunity to speak in favor of or against this Resolution.

SECTION 10: A full schedule of the rates and fees ("Schedule of Fees") applicable to the Authority, including impact and capacity fees, special treatment fees, and other applicable fees, is detailed in the Schedule of Fees attached hereto as Exhibit A, the entirety of which is included herein by reference and has been projected in revenues for purposes of the Budget.

SECTION 11: All actions of the Executive Director and other Authority staff regarding the Public Hearing and drafting, execution, and delivery of the Budget Plan are ratified, approved, and confirmed. Further, the Executive Director and Authority staff shall be authorized to do all things necessary to implement the provisions of the Budget Plan.

SECTION 12: If for any reason any provision of this Resolution, or its applications to any circumstance, is invalidated by a court of competent jurisdiction, the remaining portions of this Resolution shall remain in full force and effect.

SECTION 13: All resolutions or parts of resolutions inconsistent or in conflict with the provisions of this Resolution are hereby repealed to the extent of the conflict or inconsistency.

**DONE AND ADOPTED AT A MEETING DULY HELD THIS 2ND DAY OF JUNE 2025.**

OCONEE JOINT REGIONAL SEWER AUTHORITY,  
SOUTH CAROLINA

  
\_\_\_\_\_  
**Kevin Bronson, Chair**  
OJRSA Board of Commissioners

Attest:   
\_\_\_\_\_  
**Lynn Stephens, Secretary/Treasurer**  
OJRSA Board of Commissioners -and-  
OJRSA Office Manager

<seal>



**Exhibit A**

*Attached beginning on following page*



**OJRSA**

Oconee Joint Regional  
SEWER AUTHORITY

# SCHEDULE OF FEES

Effective July 1, 2025

## **CONTENTS**

<b>ADOPTION AND APPROVAL AS POLICY .....</b>	<b>1</b>
ADOPTION .....	1
NON-SUBSTANTIVE CHANGES TO POLICY .....	1
<b>DEFINITIONS, ACRONYMS, AND FORMAT .....</b>	<b>1</b>
DEFINITIONS .....	1
ACRONYMS AND ABBREVIATIONS .....	3
DOCUMENT FORMAT .....	3
SERVICE AREA MAP .....	4
<b>SECTION 1 RESIDENTIAL USER RATES .....</b>	<b>4</b>
<b>SECTION 2 NONRESIDENTIAL USER RATES .....</b>	<b>5</b>
2.1 GENERAL NONRESIDENTIAL USER FEES .....	5
2.2 SPECIAL PRETREATMENT FEES .....	5
2.3 INDUSTRIAL AND OTHER NONRESIDENTIAL USER FEES .....	6
2.4 INDUSTRIAL PRETREATMENT BILLING EXPENSE BILLING .....	7
2.5 HAULED WASTE PROGRAM FEES .....	8
<b>SECTION 3 IMPACT FEES .....</b>	<b>8</b>
<b>SECTION 4 ENGINEERING, CONNECTION, AND INSPECTION FEES .....</b>	<b>9</b>
<b>SECTION 5 CONTRACT SERVICES PROVIDED FOR NON-WHOLESALE OJRSA WASTEWATER SYSTEMS (INCLUDING RETAIL SEWER SYSTEM) .....</b>	<b>12</b>
5.1 ROUTINE WORK .....	12
5.2 NONROUTINE WORK .....	12
<b>SECTION 6 OTHER FEES AND FINES .....</b>	<b>13</b>
6.1 FINANCIAL AND LATE FEES .....	13
6.2 FREEDOM OF INFORMATION ACT FEES .....	13
6.3 PENALTIES AND FINES .....	14
<b>SECTION 7 APPEAL OF FEES .....</b>	<b>14</b>
<b>ENDNOTES (COMMENTS, EXAMPLES, AND FEE JUSTIFICATION) .....</b>	<b>15</b>
<b>REVISION HISTORY .....</b>	<b>17</b>

## **Adoption and Approval as Policy**

### **Adoption**

The *OJRSA Schedule of Fees* (Policy) shall become effective on July 1, 2025 in accordance with *OJRSA Resolution 2025-05*.

These fees shall be in full force and effect from and after passage, approval, and publication, as provided by law.

### **Non-substantive Changes to Policy**

Certain portions of this Policy, such as additions and/or corrections to internet addresses and links, illustrations, referenced forms, and as noted elsewhere within may be updated as necessary by the OJRSA Executive Director without being considered a substantive change to this Policy. Non-substantive changes shall not be documented in the Revision History table.

## **Definitions, Acronyms, and Format**

This section of the *OJRSA Schedule of Fees* contains definitions, acronyms, abbreviations, and formatting that are specific to this document.

### **Definitions**

**Administrative Fee** shall mean a fee that covers employee time spent on a task, time researching a project, meetings with consultants, preparing invoices or records, travel, basic postage and copies, etc. *Note: This fee is separate from the Administrative Pretreatment Fee.*

**Administrative Pretreatment Fee** shall mean a fee that covers general labor and incidental costs incurred by OJRSA, including those serving in agency's pretreatment program and other OJRSA staff as necessary, as well as general use materials used by the program (e.g., fuel for vehicles, general office supplies, electricity and other utilities for program, etc.). If specific industries require substantial time by other OJRSA staff, then the industries the work is performed for shall be billed for this time based on the median hourly wages of the lowest pay classification staff member(s) who have the necessary skills and training to perform the tasks along with all other costs associated with the task.

**Board** shall mean the OJRSA Board of Commissioners.

**Calendar Day** shall mean all days, including weekends and holidays.

**Capacity Permit** shall mean a Permit for OJRSA Wastewater System Capacity (or other document that serves this purpose) issued to a User or facility after January 1, 1990.

**Commercial** shall mean a company or organization occupied with or engaged in commerce or work intended for commerce. Examples include food service establishments, grocery stores, banks, hotels, office space, retail shops, multi-family developments, etc.

**Customer** shall mean a User who, according to the records of a Member City, Town of West Union, Oconee County, or the OJRSA, receives wastewater service at a site that is directly or indirectly served by the OJRSA via a sewer service connection.

**Domestic Wastewater** shall mean wastewater that originates from activities such as restroom usage, bathing, food preparation, laundry, etc.

**Equivalent Residential Unit** shall mean unit of measure used to express the amount of wastewater discharged by a typical fulltime single family residence. The OJRSA considers one ERU to equal the current gallons per day for residences (or single family residence or equivalent thereof) as listed in the current version of *South Carolina Regulation 61-67 Appendix A Unit Contributory Loadings to All Domestic Wastewater Treatment Facilities*.

**Fiscal Year** shall mean the accounting period for which the OJRSA operates, which is July 1 through June 30.

**FOG Control Device** shall mean FOG interceptors, FOG traps, or other OJRSA approved means of removing fats, oils, and grease from the wastewater conveyance and treatment system.

## OJRSA Schedule of Fees

July 1, 2025

FOG Generator shall mean facilities that generate fats, oils, and grease.

Hauled Waste shall mean transported waste materials and products including, but not limited to waste from vessels, chemical and/or portable toilets, campers, trailers, septic tanks, FOG interceptors, FOG traps, and vacuum pump tank trucks.

Illegal Tap shall mean any tap or connection made on an OJRSA pipe, manhole, or other facility without written authorization from the OJRSA is considered an illegal tap. The property owner as identified by Oconee County tax records as of the date the connection was discovered is responsible for these costs. Deficiencies are defined as any methods and/or materials that are not approved by the OJRSA in its current version of the *OJRSA Sewer Use Regulation*, *OJRSA Development Policy*, or other OJRSA policy. Illegal connections are also subject to South Carolina Code of Law Title 6 Section 11-280 and others as appropriate.

Impact Fee shall mean the initial charge for the allocation of wastewater treatment and transportation capacity based upon the greater of the user's permitted or projected volume of wastewater discharge or contribution to the system. The collection and use of these fees are governed by the *OJRSA Impact Fee Policy*.

Industrial User (or Industrial) shall mean a user that introduces pollutants from any non-domestic wastewater source as regulated by the Federal Water Pollution Control Act (also known as the Clean Water Act), Title 40 of the Code of Federal Regulations, and/or applicable state/local laws and regulations.

Institution (or Institutional) shall mean an organization that provides services to the public or a specific sector of the public. Examples include schools, places of worship, medical facilities, prisons, etc.

Landfill Leachate shall mean a liquid that is formed when fluid from any source (e.g., rain, groundwater, wet paint, etc.) filters through wastes placed in a landfill. When this fluid comes in contact with buried wastes, it leaches, or draws out, chemicals or constituents from those wastes.

May is permissive. Shall is mandatory and requires compliance.

Master Meter shall mean a water meter that serves multiple tenants. This practice is often utilized in conjunction with multi-family developments (e.g., apartments, condominiums, etc.), subdivisions, and mobile home parks but can include other types of users.

Member Cities shall mean the cities of Seneca, Walhalla, and Westminster and others as defined by legally binding Intergovernmental Agreement(s).

Multi-Family Development shall mean a structure or complex of buildings intended for multiple families to reside in for extended periods of time. Examples include apartments, townhomes, condominiums, duplexes/multiplexes, etc. *Multi-family developments where each residential unit is served by its own water meter is considered a Residential User.*

Non-Domestic Wastewater shall mean wastewater from the production, manufacturing, or processing operations of certain Nonresidential Users, the discharge of which exceeds normal domestic wastewater maximum allowable concentration limits.

Nonresidential User (or Nonresidential) shall mean any use other than a Residential User, which may include, but is not limited to: Food Service Establishments, Industrial Users, health care facilities, religious establishments, educational facilities, assisted living facilities, office facilities, and other commercial establishments. *It shall also include apartments, condominiums, and other multi-unit housing complexes served by a Master Meter and/or with a common sewer service lateral or system serving multiple units prior to connecting with a public sewer.*

Nonroutine Work shall mean any work performed that is not defined as Routine Work, including work performed outside of normal business hours and emergency underground utility locates. *Complaint investigations are considered Nonroutine Work.*

Oconee County Sewer Commission shall mean an autonomous commission of Oconee County government and predecessor of the Oconee Joint Regional Sewer Authority.

Residential User (or Residential) shall mean an independent residential structure that sits on its own land and is intended to be used as a single unit with unshared utilities. Includes traditional detached homes, mobile homes, Multi-Family Developments (*if units have individual sewer plumbing that is not combined prior to connection to the public sewer system*), and recreational vehicle ("RV")/camper site with an individual water meter and sewer connection. It shall not include those served by a Master Meter or those defined as a Nonresidential User.

Retail Service Area shall mean the area where the OJRSA provides the following services for customers within this area: wastewater collection, trunk conveyance, and treatment. These services may be provided on systems which the OJRSA



## OJRSA Schedule of Fees

July 1, 2025

owns or operates as a contractor for a separate owner. These areas are not owned, operated, nor maintained by a Member City. See Figure 1 (page 4) for more information.

Routine Work shall mean all work performed regularly, repeatedly, and according to a standard procedure. This work is (or can be) scheduled and is performed during normal business hours and includes, but is not limited to: general site inspections, preventative maintenance of equipment, maintenance or replenishment of chemical feed systems, grounds and rights-of-way cutting or herbicide application, nonemergency underground utility locates, nonemergency fueling of generators, and transporting trailers used for bar screen operations. Similar work that is performed outside of normal business hours, if necessary, shall be considered Nonroutine Work. Complaint investigations are considered Nonroutine Work.

Shall is mandatory and requires compliance. May is permissive.

South Carolina Department of Environmental Services (SCDES) shall mean the government agency, or its successor agency, responsible for protecting the State of South Carolina's air, land, and water resources as authorized under multiple state and federal laws. Prior to July 1, 2024, the agency responsible for these functions was the South Carolina Department of Health and Environmental Control.

Special Pretreatment Device shall mean equipment used to reduce, remove, or alter the nature of pollutants in wastewater prior to entering the Public Sewer (as defined in the *OJRSA Sewer Use Regulation*). Such devices include, but are not limited to: FOG Control Devices, Oil/Water Interceptors, Sand/Oil Interceptors, Hair Trap/Interceptors, Lint Interceptors, Plaster Interceptors, Pretreatment Systems, and others as necessary to protect the conveyance system, treatment facility, and/or to comply with NPDES permit requirements.

Surcharge shall mean a charge for sewer service and treatment service for wastes having characteristics different from sanitary wastes and for which additional charges must be assessed in order to compensate for additional expenses and impacts incurred.

User shall mean any person or entity who directly or indirectly discharges, causes, or permits the discharge of domestic or nondomestic wastewater to any wastewater conveyance system directly or indirectly connected to an OJRSA facility. Users consist of Residential and Nonresidential Users as defined herein. A User can have water and/or sewer service provided by a Member City, OJRSA, or can be a Well Customer.

Well Customer shall mean a Customer that utilizes sewer service that receives potable or non-potable water from any hole that is drilled, dug, or excavated. Such Customers shall be classified as Residential or Nonresidential Users.

Wholesale Service Area shall mean the area where the retail wastewater and drinking water services are owned, operated, and maintained by a Member City. The OJRSA provides trunk wastewater conveyance and treatment services only in this area. See Figure 1 (page 4) for more information.

## Acronyms and Abbreviations

e.g.: Exempli Gratia, Latin for "for example"

ERU: Equivalent Residential Unit

FEMA: Federal Emergency Management Agency or any successor agency

FOG: Fats, Oils, and Grease

FOIA: Freedom of Information Act

FY: Fiscal Year

gal: Gallons (unit of volume)

GIS: Geographic Information System

gpd: Gallons per Day (unit of flow)

gpm: Gallons per Month (unit of volume)

GSA: United States General Services Administration or any successor agency

IU: Industrial User

lb: Pound (unit of mass)

mg/L: Milligrams per Liter (unit of concentration)

O&P: Operations & Planning

OCSC: Oconee Count Sewer Commission

OJRSA: Oconee Joint Regional Sewer Authority

POV: Privately Owned Vehicle

SCDES: South Carolina Department of Environmental Services (or successor agency)

SUR: *OJRSA Sewer Use Regulation*

TKN: Total Kjeldahl Nitrogen

## Document Format

This document contains fonts and styles that have certain meaning, such as a reference to other sections or materials. Below is a list of the text formats used within and what they represent in the *OJRSA Schedule of Fees*.

**BOLD CAPITAL LETTERS** Important point of emphasis

Dashed Underline Name of a form to use for documenting a task referenced in the document

*Italics* Title of books, manuals, and other documents

## OJRSA Schedule of Fees

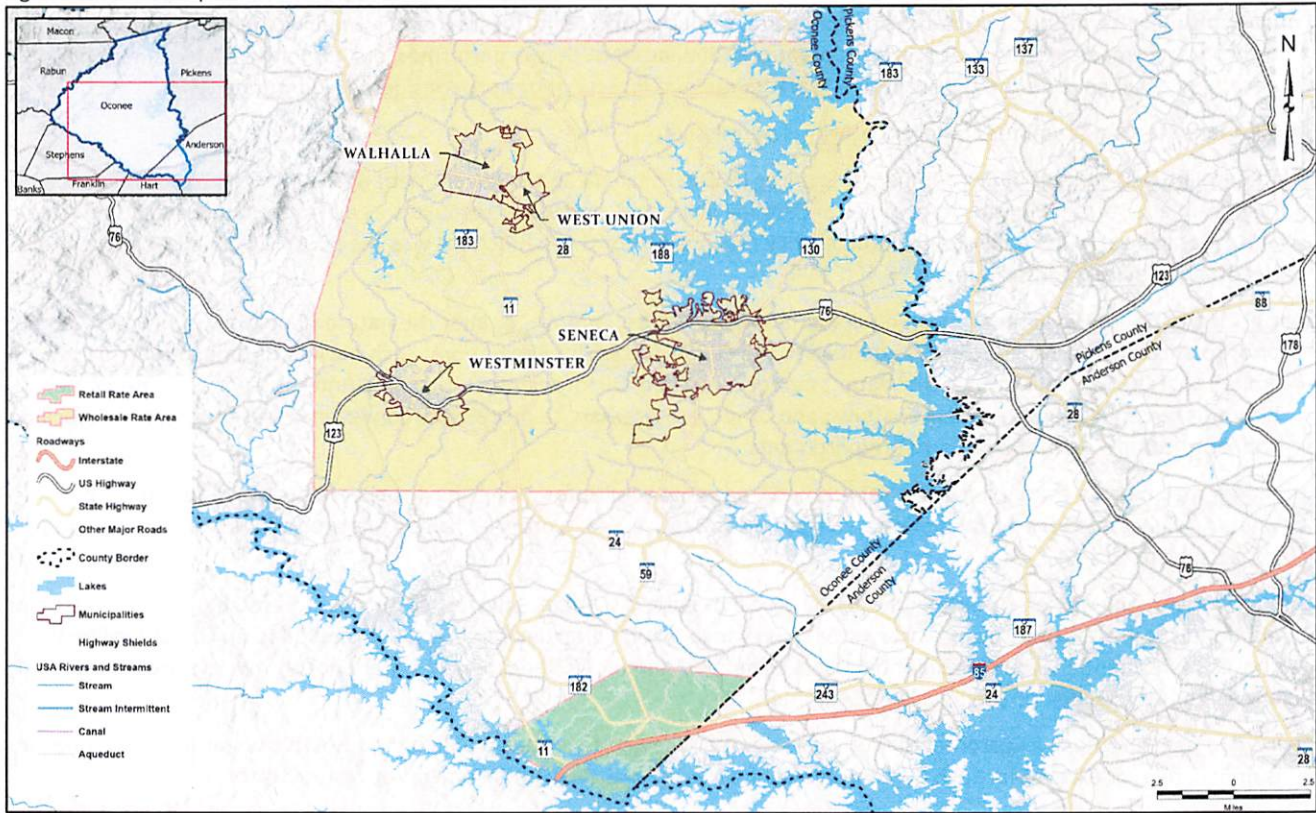
July 1, 2025

MIX-SIZED CAPITAL LETTERS  
Underlined Italics

Name of sections or appendices in a book, manual, or other document  
A note of caution or warning

### Service Area Map

Figure 1: General map of the Wholesale and Retail service areas



### Section 1 Residential User Rates

Residential Users are subject to fees as listed this section. See the map (Figure 1) on page 4 for more information regarding the Wholesale and Retail Service Areas. Fees for the Wholesale Service Area are based on the pro rata budgeted amount for FY 2023 that was converted to a base plus volumetric charge and approved by the Board on June 5, 2023 for FY 2024. The Retail Service Rates were recommended by Willdan Financial Services and approved by the Board on March 4, 2024.

Table 1: Residential User fees

Residential User monthly sewer fees	<p><b>WHOLESALE SERVICE AREA:</b> Base rate of \$10.00 per month per water meter plus \$5.66 volumetric rate per 1,000 gallons used (rounded in accordance with water provider policy)</p> <p><b>RETAIL SERVICE AREA:</b> Base rate in accordance with meter size as shown below:</p> <ul style="list-style-type: none"><li>• 5/8-inch or 3/4-inch \$20.00 per month</li><li>• 1-inch \$50.00 per month</li><li>• 1.5-inch \$100.00 per month</li><li>• 2-inch \$160.00 per month</li><li>• 3-inch \$320.00 per month</li><li>• 4-inch \$500.00 per month</li><li>• 6-inch \$1,000.00 per month</li><li>• 8-inch \$1,600.00 per month</li></ul>
-------------------------------------	---

## OJRSA Schedule of Fees

July 1, 2025

	plus the per month Administration Fee imposed by the water provider plus \$6.70 volumetric rate per 1,000 gallons used (rounded in accordance with water provider policy)
Residential Well Customer monthly sewer fees (no retail sewer/water provider, no water or sewer meter)	<b>WHOLESALE SERVICE AREA:</b> Base rate of \$10.00 per well per month plus flat volumetric rate of \$25.47 <sup>1</sup> per well per month (Total of \$35.47 per month)  <b>RETAIL SERVICE AREA:</b> Base rate of \$20.00 per well per month plus flat volumetric rate of \$30.15 <sup>2</sup> plus the per month Administration Fee imposed by the water provider (Total of \$50.15 per month)
Impact Fees	As detailed in SECTION 3

## Section 2 Nonresidential User Rates

Nonresidential Users, which include Commercial, Industrial, Institutional, and Master Meter Multi-Family Developments, are subject to fees as listed this section. See map (Figure 1) on page 4 for more information regarding the Wholesale and Retail Service Areas. Fees for the Wholesale Service Area are based on the pro rata budgeted amount for FY 2023 that was converted to a base plus volumetric charge and approved by the Board on June 5, 2023 for FY 2024. The Retail Service Rates were recommended by Willdan Financial Services and approved by the Board on March 4, 2024.

### 2.1 General Nonresidential User Fees

Table 2: General Nonresidential User fees

Nonresidential User monthly sewer fees	<b>WHOLESALE SERVICE AREA:</b> Base rate of \$15.00 per month per water meter plus \$7.74 volumetric rate per 1,000 gallons used (rounded in accordance with water provider policy)  <b>RETAIL SERVICE AREA:</b> Base rate in accordance with meter size as shown below: <ul style="list-style-type: none"> <li>• 5/8-inch or 3/4-inch \$20.00 per month</li> <li>• 1-inch \$50.00 per month</li> <li>• 1.5-inch \$100.00 per month</li> <li>• 2-inch \$160.00 per month</li> <li>• 3-inch \$320.00 per month</li> <li>• 4-inch \$500.00 per month</li> <li>• 6-inch \$1,000.00 per month</li> <li>• 8-inch \$1,600.00 per month</li> </ul> plus the per month Administration Fee imposed by the water provider plus \$6.70 volumetric rate per 1,000 gallons used (rounded in accordance with water provider policy)
Nonresidential Well Customer monthly sewer fees (No Retail Sewer/Water Provider, no water meter)	<b>WHOLESALE SERVICE AREA:</b> Base rate of \$15.00 per well per month plus volumetric rate to be determined on a case-by-case basis, possibly by use of a sewer meter <sup>3</sup>  <b>RETAIL SERVICE AREA:</b> To be determined on a case-by-case basis. All fees shall include an applicable base fee, volumetric fee (possibly determined by use of a sewer meter <sup>3</sup> ), and per month Administration Fee imposed by the water provider.
Impact Fees	As detailed in SECTION 3

### 2.2 Special Pretreatment Fees

Generators requiring Special Pretreatment Devices (as defined in the *OJRSA Sewer Use Regulation*) shall pay as listed in this section.



## OJRSA Schedule of Fees

July 1, 2025

Table 3: Special pretreatment fees

Special Pretreatment Device User Permit Application review and processing	No fee
Special Pretreatment Device User Permit renewal	No fee
Routine and follow-up compliance inspections and administrative tasks	No fee
All laboratory analyses fees associated with a facility that is regulated by the OJRSA	Actual analysis costs incurred by OJRSA (including those if an outside laboratory is used) + 15% Administrative Fee (only if outside laboratory is used)
Special Pretreatment Device design and specifications review and approval fee for new, replacement, or modification	\$20.00 per device (one-time fee covers any future reviews necessary)
New, replacement, or modification inspection of a Special Pretreatment Device	Charged per hour with a one (1) hour minimum. Based on the hourly wage of the lowest pay classification of the Technical Services staff member(s) who has the necessary skills and training to perform the task. The rate used shall be the midpoint of the current FY pay range + benefits costs at 34% of wage + small SUV according to current <a href="#">FEMA Rate Schedule</a> (or <a href="#">GSA mileage rate for POV</a> , if applicable).
Variance inspections for a Special Pretreatment Device	Same as fee for Section 2.2 "New, replacement, or modification inspection of a Special Pretreatment Device"

### 2.3 Industrial and Other Nonresidential User Fees

Including other Nonresidential User fees, Industrial Users are subject to fees as listed this section. Fees based on April 18, 2025 recommendation from Goldie Associates (consultant) after evaluation of program and/or treatment costs at facility(ies).

Table 4: Other Industrial and Nonresidential User fees

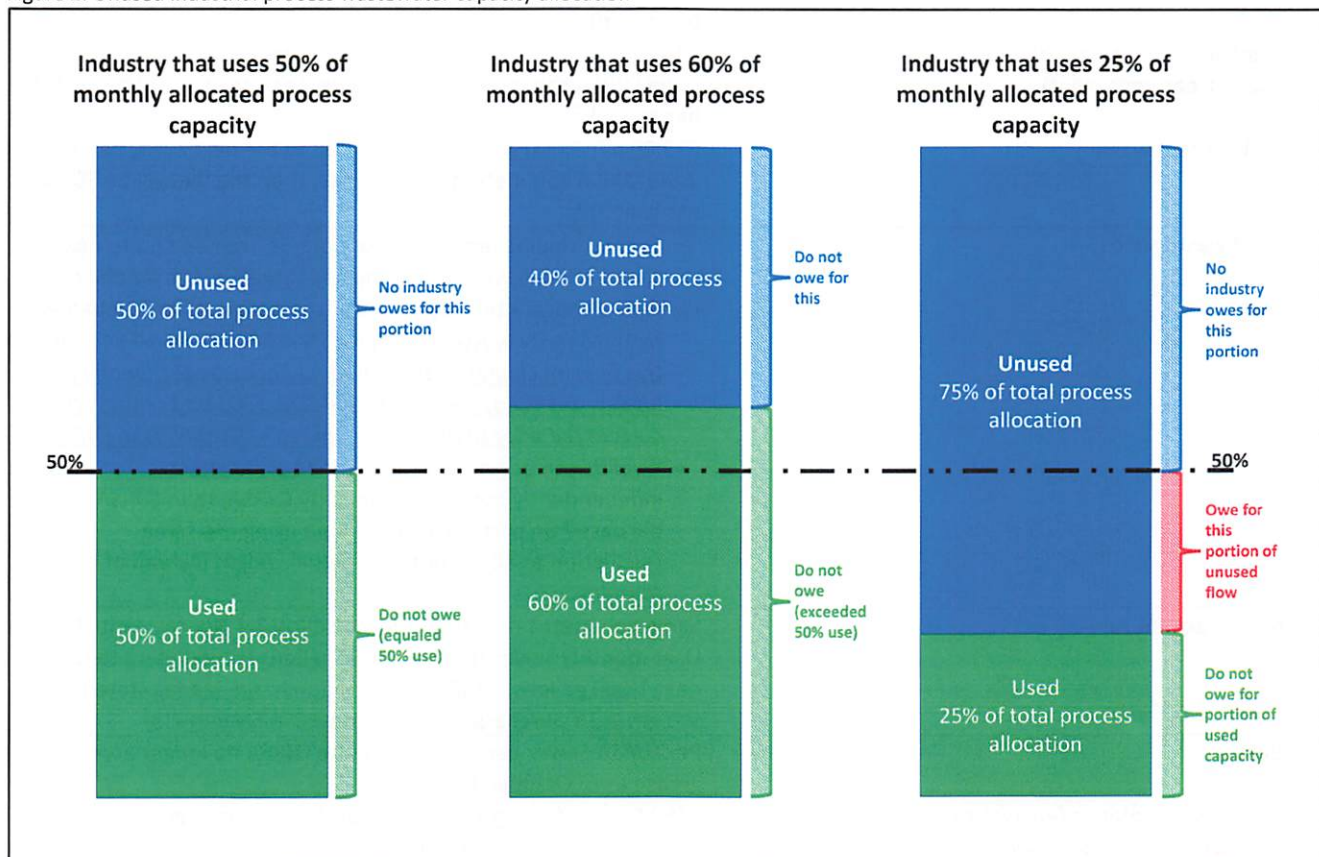
Industrial Pretreatment Permit Application Processing	No fee
Industrial Pretreatment Permit Renewal	No fee
Nonsignificant Source Wastewater Discharge Permit Application	No fee
Nonsignificant Source Wastewater Discharge Permit	No fee
Other permits not explicitly listed in this Schedule of Fees	No fee
Calculation of Surcharges	\$30.00 per quarter for periods when calculations are necessary
Biochemical Oxygen Demand (BOD) Surcharge	\$0.00 for concentration of 0-250 mg/L \$0.30 per pound above 250 mg/L <sup>4,5</sup>
Chemical Oxygen Demand (COD) Surcharge	\$0.00 for concentration of 0-750 mg/L \$0.30 per pound above 750 mg/L <sup>4,5</sup>
Phosphorus (P) Surcharge	\$0.00 for concentration of 0-7 mg/L \$0.40 per pound above 7 mg/L <sup>4</sup>
Total Kjeldahl Nitrogen (TKN) <sup>6</sup> Surcharge	\$0.00 for concentration of 0-30 mg/L \$0.40 per pound above 30 mg/L <sup>4</sup>
Total Suspended Solids (TSS) Surcharge	\$0.00 for concentration of 0-250 mg/L \$0.50 per pound above 250 mg/L <sup>4</sup>
Flow (gpd) Surcharge	Same volumetric rate as stated in SECTION 2.1 Nonresidential User Monthly Fees Wholesale Service Area per 1,000 gallons above permitted limit (rounded up to the next 1,000 gallons)
Late Discharge Monitoring Report from low volume dischargers and Industrial Users	\$100.00 the first day late and \$50.00 per business day thereafter until report is received and Notice of Violation or other enforcement action as required by the <i>OJRSA Sewer Use Regulation</i> .
Unused capacity fee for Industrial Users <i>See illustration in Figure 2 for general information</i>	<ul style="list-style-type: none"> <li>Average monthly discharge of 50% or more (<math>\geq 50\%</math>) of their capacity as stated on the industry's current <i>Significant Industrial Wastewater Discharge Permit</i> as issued by OJRSA -</li> </ul>

## OJRSA Schedule of Fees

July 1, 2025

	<p>\$0.00 per month when the facility's total flow discharged for the month is at least 50% of their total monthly allocated flow.<sup>7,8</sup></p> <ul style="list-style-type: none"> <li>Average monthly discharge of less than 50% (&lt; 50%) of their capacity as stated on the industry's current <i>Significant Industrial Wastewater Discharge Permit</i> as issued by OJRSA. <ul style="list-style-type: none"> <li>\$2.00 per 1,000 gallons of not utilized by the industry between the industry's actual total monthly discharge and 50% of their permitted monthly discharge. [NOTE: The permitted industry is only paying for unused process wastewater capacity for the volume range of 0% to 50% of the amount as listed on their OJRSA-issued Significant Industrial Wastewater Discharge Permit.]<sup>7,8</sup></li> </ul> </li> </ul>
--	---

Figure 2: Unused industrial process wastewater capacity allocation



## 2.4 Industrial Pretreatment Billing Expense Billing

Industries subject to OJRSA industrial pretreatment requirements must pay program fees using the following methodology:

### A. Quarterly billing:

- Base fee:  $1/x$  (where x is equal to the number of Industrial Users that have a *Significant Industrial Wastewater Discharge Permit* during that quarter) of the salary and benefits expensed for the designated Pretreatment Coordinator (and additional dedicated department staff, if applicable);
- Items related to materials or services procured for the industry, such as: licenses/certifications/memberships; seminars/workshops/training; legal; public relations and advertising; mailing/shipping; office supplies; supplies/tools; technology (phones/internet/ television); professional and service contracts; and rolling stock and equipment;
- Hours and benefits that other OJRSA employees spend working on items associated with the industry;
- Surcharge fees for flow and particular chemical exceedances as stated in SECTION 2.3 Table 4;
- Unused monthly capacity fees as stated in SECTION 2.3 Table 4; and



## OJRSA Schedule of Fees

July 1, 2025

6. Twenty percent (20%) administration fee on SECTION 2.4 Paragraphs A.1, A.2, and A.3 only.<sup>9</sup>
- B. A 10% late fee is added every 30 days the invoice has not been paid.
- C. Penalties and fines associated with enforcement action are to be paid invoiced at the time expense is incurred.

### 2.5 Hauled Waste Program Fees

Fees are supportive of the *OJRSA Sewer Use Regulation* and other requirements and are subject to the OJRSA's acceptance of any or all products as stated within the Regulation and/or availability to accept at the Water Reclamation Facility for treatment or disposal. Fees based on April 18, 2025 recommendation from Goldie Associates (consultant) after evaluation of program and/or treatment costs at facility(ies).

Table 5: Hauled waste program fees

Hauled Waste Disposal Permit	\$120.00 per year (prorated based on the permit effective date) <sup>10,11</sup>
Sanitary sewage from septic tank	\$200.00 per 1,000 gallons (rounded up to the next 1,000 gallons; if the OJRSA can meter the discharge, then the fee will be \$0.185 per gallon) <sup>12</sup>
Hauled liquid treatment plant waste (e.g., sludge from package treatment plant)	\$200.00 per 1,000 gallons (rounded up to the next 1,000 gallons; if the OJRSA can meter the discharge, then the fee will be \$0.185 per gallon) <sup>12</sup>
Portable toilet waste	\$75.00 per 1,000 gallons (rounded up to the next 1,000 gallons; if the OJRSA can meter the discharge, then the fee will be \$0.066 per gallon). <sup>12</sup>
Hauled waste solids	<ul style="list-style-type: none"> <li>• Current tipping fee (in tons or pounds, rounded up to next ton or billable weight/volume as charged by the landfill or final disposal site) + current transportation costs (as charged by third-party waste hauler) + 25% Administrative Fee. <u>Since this fee can change with little to no notice by the landfill or hauler, it is suggested to call 864-972-3900 and request the current fee prior to delivery of hauled waste solids to OJRSA.</u></li> <li>• If solids can be weighed by certified scale either independently owned or owned by OJRSA, then OJRSA will bill based on partial weight of load using the same calculation as above but with actual weight instead of rounded.</li> </ul>
Landfill leachate	Same volumetric rate as stated in SECTION 2.1 Nonresidential User monthly sewer fees per 1,000 gallons (rounded up to the next 1,000 gallons) + Calculation of Surcharge fee (as stated in SECTION 2.3 + Surcharge rates (as stated in SECTION 2.3)
Grease	Per <i>OJRSA Sewer Use Regulation</i> , the OJRSA no longer accepts grease as of October 1, 2023
Afterhours acceptance fee as stated in SECTION 10.2(A)(2) of the <i>OJRSA Sewer Use Regulation</i>	\$150.00 <u>per delivery</u> + other disposal costs based on product received as stated within SECTION 2.5 Table 5
Sampling and analysis of hauled waste	\$25.00 per analysis + applicable contract lab costs
Failure to clean OJRSA manual bar screen at hauled waste discharge locations	\$50.00 per delivery for first offense, \$100 for second offense, and \$500 for third and subsequent offenses <sup>12</sup>

### Section 3 Impact Fees

- A. Fees established in this Policy are based Weston & Sampson April 3, 2025 memorandum titled "Impact Fee Analysis – SCDES Contributory Loadings".
- B. This Policy applies when a developer requests water and/or sewer service with the retail utility provider. The OJRSA will not approve the establishment of water or sewer service nor the issuance of a building permit until all fees are paid.
- C. Impact Fees are based on the *OJRSA Schedule of Fees* at the time an Application for Capacity in the OJRSA Sewer System form is completed by the owner/developer.
  1. Impact Fees are in Table 6.

## OJRSA Schedule of Fees

July 1, 2025

2. If there is a Board-approved change to Impact Fees within twenty (20) calendar days of when OJRSA has notified the developer of their Impact Fees that are due and that submitted plans have already been approved by OJRSA, then the developer has ten (10) calendar days beyond the date the fees change (inclusive of the first day of the change) to pay the Impact Fees that were presented; otherwise the new Impact Fee rates shall apply.
- D. Impact Fees collected are held in a restricted fund and are to be used only for specific projects and purposes allowed by law and OJRSA policy. (See the *OJRSA Impact Fee Policy* and *OJRSA Financial and Accounting Policy*).
- E. Fees shall be based on SECTION 7 TABLE 24 of *OJRSA Development Policy* as approved by the OJRSA Board of Commissioners.
- F. Subdivisions
1. For Subdivisions Constructed Prior to July 1, 2021 – Homes constructed within these subdivisions will be responsible for paying a singular Impact Fee based on one residence or subdivision lot as stated in Table 6.
  2. For Subdivisions Planned or Constructed After July 1, 2021 – Prior to the OJRSA issuing a Willingness & Ability to Serve, Commitment to Own, Commitment to Own & Operate, or other such letter required by the South Carolina Department of Environmental Services (SCDES) that is necessary for the permitting of a wastewater collection system extension serving a development, the owner/developer shall pay Impact Fees for all lots within the subdivision. These fees shall be based on the number of lots multiplied by the fee for one residence or subdivision lot as stated in Table 6.
- G. Customers Using Unmetered Connections or Groundwater Wells
1. Unmetered Residential Connections – Residential Users directly or indirectly connected to a OJRSA wastewater conveyance system or treatment facility that use wells or other unmetered connections for their water supply shall be charged an Impact Fee for each well that is connected to the sewer system at the same rate as one residence or subdivision lot as listed in Table 6.
  2. Unmetered Nonresidential Customers – Nonresidential customers directly or indirectly connected to the OJRSA wastewater conveyance system or treatment facility that use wells or other unmetered connections for their water supply shall be charged an Impact Fee for each well that is connected to the sewer system. An engineer of the OJRSA's choosing will determine the appropriate Impact Fee for each customer. Such fees made by the OJRSA's consultant shall not establish precedence for similar circumstances that may occur in the future.
- H. Circumstances Not Addressed in this Policy – Unusual situations and conditions not addressed in this Policy will be considered in consultation with the OJRSA's engineer on a case-by-case basis. Such decisions made by the OJRSA shall not establish precedence for similar circumstances that may occur in the future.

Table 6: Impact fees

Type of Use	FY 2026	FY 2027	FY 2028
Impact Fee for one residence or subdivision lot as per Item CC in SECTION 7 TABLE 24 of <i>OJRSA Development Policy</i> , <u>which shall be referred to as one Equivalent Residential Unit (ERU). This includes residences or subdivision lots that are connected to sewer but are served by a well for water.</u>	\$4,100 for one ERU	\$5,005 for one ERU	\$7,720 for one ERU
Impact Fee for other uses as listed in SECTION 7 TABLE 24 of <i>OJRSA Development Policy</i>	\$13.66/gallon	\$19.70/gallon	\$25.73/gallon
Process wastewater as listed on Industrial User Permit issued by OJRSA <u>(per acquisition of new or additional capacity, not per renewal of IU Permit)</u>	\$13.66/gallon	\$19.70/gallon	\$25.73/gallon
Other circumstances not addressed in this Policy or as defined in the <i>OJRSA Impact Fee Policy</i>	\$13.66/gallon	\$19.70/gallon	\$25.73/gallon

## Section 4 Engineering, Connection, and Inspection Fees

The OJRSA shall charge the fees as listed in Table 7 for engineering, plan reviews, inspection, taps/connections, and other such services. Fees based on May 22, 2025 recommendation from Weston & Sampson (consultant) after evaluation of program costs and OJRSA determination of inspection and service fees.

Table 7: Engineering and inspection fees

Hydraulic modeling analysis for downstream impact caused by potential or proposed new or upsized development that will increase flow by at least 10,000	Actual consultant's fee + 25% Administrative Fee. This fee will be updated on the <u>Downstream Wastewater Modeling Analysis Request</u> form as stated at <a href="http://www.ojrsa.org">www.ojrsa.org</a> .
---	---

# OJRSA Schedule of Fees

July 1, 2025

<p>gpd or for areas of concern within the sewer system as identified in the current version of the OJRSA hydraulic model or known of areas of concerns. <u>This is to be based on This is to be based on SCDES Regulation 61-67 Appendix A Unit Contributory Loadings to All Domestic Wastewater Treatment Facilities.</u></p>	
<p>Other developer costs not covered elsewhere in the <i>OJRSA Schedule of Fees</i> (includes studies or additional work performed by OJRSA and/or its consultants for a project)</p>	<p>For each task required, the developer shall compensate the OJRSA for the following:</p> <ul style="list-style-type: none"> <li>• <b>IF WORK PERFORMED SOLELY BY OJRSA STAFF:</b> The rate used shall be the midpoint of the current year FY pay range for all staff positions involved + benefits costs at 34% of wages + equipment costs according to current <a href="#">FEMA Rate Schedule</a>, <a href="#">GSA mileage rate for POV</a>, and/or equipment/material purchase and/or rental fees as applicable.</li> <li>• <b>IF WORK TO BE PERFORMED SOLELY BY A CONSULTANT:</b> The fee shall be the actual consultant's fee + 25% Administration Fee.</li> <li>• <b>IF WORK IS TO BE A COMBINATION OF OJRSA STAFF AND A CONSULTANT:</b> The fee shall be based on the actual consultant's fee + the midpoint of the current year FY pay range for all staff positions involved + benefits costs at 34% of wages + costs of equipment used according to current <a href="#">FEMA Rate Schedule</a>, <a href="#">GSA mileage rate for POV</a>, and/or equipment/material purchase and/or rental fees as applicable.</li> </ul>
<p>Plans and specifications review<sup>13</sup> <u>(unless otherwise noted, these fees are for each review, including resubmittals)</u></p>	<p><u>Single Family Homes</u></p> <ul style="list-style-type: none"> <li>• On individual lot not located in a subdivision (unless there is a grinder pump, then only the grinder pump fee listed below is applicable) – \$0.00<sup>14,15,16</sup></li> <li>• To be located in a subdivision/planned development that requires gravity sewer and/or force mains installation – \$0.07 per linear foot of pipe</li> <li>• Pump station addition to serve development – \$300.00 per station (one review fee covers initial review of each plus resubmittals)</li> <li>• Grinder pumps for individual units – \$2.00 per pump</li> </ul> <p><u>Multi-Family Development</u></p> <ul style="list-style-type: none"> <li>• No amenities (pool, clubhouse, etc.) – \$1.85 per residential living unit</li> <li>• If includes amenities – \$3.10 per residential living unit</li> <li>• Gravity sewer and/or force main extension – \$0.07 per linear foot of pipe</li> <li>• Pump station addition to serve development – \$300.00 per station (one review fee covers initial review of each plus resubmittals)</li> <li>• Grinder pumps for individual units – \$2.00 per pump</li> <li>• Buildings other than residential living units and those that provide amenities (pool, clubhouse, etc.) shall be calculated</li> </ul>



# OJRSA Schedule of Fees

July 1, 2025

	<p>as a Commercial, Industrial, and/or Institutional Facility as stated below.</p> <p><u>Commercial, Industrial, and/or Institutional Facility</u></p> <ul style="list-style-type: none"> <li>• Building space – \$0.04 per square foot of building space served by water and/or sewer</li> <li>• Gravity sewer and/or force main extension – \$0.07 per linear foot of pipe</li> <li>• Pump station addition to serve development – \$300.00 per station (one review fee covers initial review of each plus resubmittals)</li> <li>• Grinder pumps for individual units – \$2.00 per pump</li> </ul> <p><u>Special Pretreatment Devices</u></p> <ul style="list-style-type: none"> <li>• See Section 2.2</li> </ul>
General inspection fees (for inspections other than new, replacement, or modification inspection of a Special Pretreatment Device)	<p>Charged per hour with a two (2) hour minimum. Based on the hourly wage of the lowest pay classification of the staff member(s) who has the necessary skills and training to perform the task. The rate used shall be the midpoint of the current year FY pay range + benefits costs at 34% of wage + ½-ton truck according to current <a href="#">FEMA Rate Schedule</a> (or <a href="#">GSA mileage rate for POV</a>, if applicable).</p> <p>For inspection fees associated with Special Pretreatment Devices, see Section 2.2.</p>
<p>GIS and system mapping fees<sup>17</sup> <u>This is applicable to developments installing infrastructure that requires a SCDES Construction Permit (or equivalent) and/or for onsite privately-owned wastewater infrastructure that is greater than or equal to 8-inches in diameter and/or has a privately-owned pump station and force main.</u></p> <p>This fee applies to any portion of the system served directly or indirectly by OJRSA.</p>	<p>\$250.00 Base Fee for up to 1,000 linear feet of gravity sewer and/or force main pipe + \$0.25 per additional linear foot of pipe. There is not a fee associated with pump station construction.<sup>18</sup></p> <p><u>Note: The minimum fee due is the Base Fee.</u></p>
Tap and tap maintenance fees	<ul style="list-style-type: none"> <li>• In addition to Impact Fees, all new connections that physically connect directly with the OJRSA wastewater conveyance system must pay the costs to install each tap plus 30% to fund future maintenance of connection. Actual costs are for labor, equipment, and materials and may be performed by either OJRSA or a contractor for OJRSA.</li> <li>• If a contractor makes connection (or installs manhole with precast service connection(s)) and they are paid directly by the developer, then the developer shall be required to pay \$200 per diameter inch of the connection to OJRSA's system for future maintenance. The contractor will not have to pay a construction tap fee to the OJRSA as the OJRSA did not incur any costs.<sup>19</sup></li> </ul>
Disconnection from sewer system	\$400.00
Reconnection to sewer system	\$400.00

## **Section 5 Contract Services Provided for Non-Wholesale OJRSA Wastewater Systems (including Retail Sewer System)**

The OJRSA shall charge the fees as stated in this section for Routine and Nonroutine Work performed for other utility owners on a contractual basis.

### **5.1 Routine Work**

Table 8: Routine Work fees

Routine Work (as stated in the DEFINITIONS section)	\$6,500 per calendar quarter
---	------------------------------

### **5.2 Nonroutine Work**

Nonroutine Work shall be billed in accordance with the fees listed in Table 9.

Table 9: Nonroutine Work fees

OJRSA Personnel	<p><b><u>Exempt Staff</u></b></p> <ul style="list-style-type: none"> <li>• Work performed during normal business hours (charged in 1/10 hour increments) – Midpoint of hourly wage of position classification(s) performing task x hours worked in 1/10 hour increment + benefits costs at 34% of wage<sup>20</sup></li> <li>• Work performed during non-business hours – (Midpoint of hourly wage of position classification(s) performing task x hours worked in 1/10 hour increment) x 1.5 (to convert wage to overtime pay) + benefits costs at 34% of wage<sup>20</sup></li> </ul> <p><b><u>Non-Exempt Staff</u></b></p> <ul style="list-style-type: none"> <li>• Work performed during normal business hours – Midpoint of hourly wage of position classification(s) performing task x hours worked in 1/10 hour increment + benefits costs at 34% of wage<sup>20</sup></li> <li>• Work performed during non-business hours – Midpoint of hourly wage of position classification(s) performing task x hours worked in 1/10 hour increment + benefits costs at 34% of wage<sup>20</sup></li> </ul> <p><b><u>Other Items</u></b></p> <ul style="list-style-type: none"> <li>• General accounting – Midpoint of hourly wage of position tasked with accounts payable/receivable x 0.4 hours + benefits costs at 34% of wage<sup>20</sup></li> <li>• Industrial pretreatment program – Midpoint of hourly wage of position tasked with pretreatment program oversight x hours worked in 1/4 hour increment + benefits costs at 34% of wage<sup>20</sup></li> <li>• Engineering – Midpoint of hourly wage of position tasked with engineering or program management x hours worked in 1/4 hour increment + benefits costs at 34% of wage<sup>20</sup></li> </ul>
Vehicles and Equipment	<ul style="list-style-type: none"> <li>• Transportation of staff only (no work to be performed that requires tools other than those necessary for SC811 locates)</li> </ul>



## OJRSA Schedule of Fees

July 1, 2025

	<ul style="list-style-type: none"> <li>– <a href="#">GSA mileage rate for POV</a> x total mileage driven + 25% Administrative Fee</li> <li>• Vehicles used for performing work (other than SC811 locates) – <a href="#">FEMA Rate Schedule</a> x total hours used (or miles mileage driven, if applicable) + 25% Administrative Fee</li> <li>• OJRSA vehicles or equipment not listed in <a href="#">FEMA Rate Schedule</a> – Cost to rent comparable vehicle or unit of equipment + 25% Administrative Fee</li> <li>• Rental vehicles or equipment – Actual rental cost + 25% Administrative Fee</li> </ul>
Materials and services (including use of non-OJRSA personnel)	<ul style="list-style-type: none"> <li>• Materials– Actual unit cost + 25% Administrative Fee</li> <li>• Services provided by others – Actual cost of services + 25% Administrative Fee</li> <li>• Utilities paid by OJRSA – Actual cost + 25% Administrative Fee</li> </ul>

## Section 6 Other Fees and Fines

### 6.1 Financial and Late Fees

Table 10: Financial and late fees

Credit or debit card processing	Customer to pay actual transaction fee charged by processing company
Late payments	All payments not received within 30 days of the issuance of the invoice will be charged a 10% late fee for every 30 days the payment is outstanding
Returned check (NSF) fee	\$30.00 per returned check

### 6.2 Freedom of Information Act Fees

Table 11: FOIA fees

Minutes of the meetings of the public body for the preceding six (6) months	No fee per SC Law §30-4-30(D)
Documents produced by the public body or its agent that were distributed to or reviewed by a member of the public body during a public meeting for the preceding six (6) months	No fee per SC Law §30-4-30(D)
Cumulative research and retrieval time if less than 10 minutes <u>and</u> the total number of documents requested by the FOIA requestor is 10 pages or less	No fee
Documents are in electronic format at the time a request is received	No fee for electronic files per SC Law §30-40-30(B); however, applicable research fees shall still apply. Documents will be provided for distribution once any necessary research fees have been paid.
Scanning documents to electronic format	Actual costs + contract services costs, if applicable. Fifteen percent (15%) Administrative Fee will be added to contract services costs.
Staff research, search, retrieval, redaction, and copying	Prorating of fees shall be based on increments of one-tenth (1/10) of an hour and will not exceed the prorated hourly wage of lowest pay classification of the staff member(s) who has the necessary skills and training to fulfill the request.

## OJRSA Schedule of Fees

July 1, 2025

Distribution of records methods	<ul style="list-style-type: none"> <li>• Pick-up at OJRSA Administrative Complex – No fee<sup>21</sup></li> <li>• U.S. First Class Mail – Actual cost of postage<sup>21</sup></li> <li>• Filesharing website or email – No fee<sup>21</sup></li> <li>• Flash drive – Actual cost of flash drive<sup>21,22</sup></li> </ul>
Copies	<p><u>Black &amp; white</u></p> <ul style="list-style-type: none"> <li>• 8.5 x 11 and 8.5 x 14 – Other applicable fees + \$0.10 per page</li> <li>• 11 x 17 – Other applicable fees + \$0.25 per page</li> <li>• Larger than 11 x 17 – Other applicable fees + \$0.50 per square foot or contract service costs + 15% Administrative Fee</li> </ul> <p><u>Color</u></p> <ul style="list-style-type: none"> <li>• 8.5 x 11 and 8.5 x 14 – Other applicable fees + \$0.15 per page</li> <li>• 11 x 17 – Other applicable fees + \$0.50 per page</li> <li>• Larger than 11 x 17 – Other applicable fees + \$0.50 per square foot or contract service costs + 15% Administrative Fee</li> </ul>
Other reproduction services	Other applicable fees + actual costs + 15% Administrative Fee

### 6.3 Penalties and Fines

Table 12: Penalties and fines

Illegal Taps or other illegal connections	\$2,000.00 penalty + Applicable Impact Fee(s) + Tap Fee(s) + Cost of Repairs and/or Cleaning to System + General Inspection Fees + Applicable Legal Fees
Users who violate the provisions of the <i>OJRSA Sewer Use Regulation</i> or fail to abide by any rules, requirements, or procedures that OJRSA implements in support of the Regulation	As stated in SECTION 8 of the <i>OJRSA Sewer Use Regulation</i>

END OF FEES

## Section 7 Appeal of Fees

- A. Items as stated within the *OJRSA Schedule of Fees* can be appealed to the OJRSA Board of Commissioners via the agency's standing Operations & Planning (O&P) Committee by requesting that OJRSA Administration add the matter to an O&P Committee meeting agenda. Dates of the meetings can be found on the OJRSA website ([www.ojrsa.org](http://www.ojrsa.org)) but it is recommended that the requestor filing for appeal contact the OJRSA office by phone at 864-972-3900 to confirm meeting dates and times. Requestors asking for a variance of this Policy shall attend all meetings to present their case for appeal and address questions and concerns from OJRSA Commissioners and staff; however, attending the meetings is not a substitute for submitting a written appeal as stated above.
- B. Requests for appeals must be received no less than five (5) business days prior to the upcoming meeting and must be in writing to:
 

Oconee Joint Regional Sewer Authority  
 ATTN: Executive Director  
 623 Return Church Road  
 Seneca, South Carolina 29678  
[info@ojrsa.org](mailto:info@ojrsa.org)
- C. If the request for variance is approved by the O&P Committee, then it will proceed to the OJRSA Board of Commissioners at the next scheduled meeting for consideration. The decision made by the Board of Commissioners shall be final.

## **Endnotes (Comments, Examples, and Fee Justification)**

- <sup>1</sup> Wholesale Residential Well Customer rate is based on estimated wastewater discharge of 150 gallons per day x 30 days per month = 4,500 gallons per month ÷ 1,000 = 4.5 thousand gallons per month x \$5.66 per 1,000 gallons per month = \$25.47.
- <sup>2</sup> Retail Residential Well Customer rate is based on estimated wastewater discharge of 150 gallons per day x 30 days per month = 4,500 gallons per month ÷ 1,000 = 4.5 thousand gallons per month x \$6.70 per 1,000 gallons per month = \$30.15.
- <sup>3</sup> To be determined by a special meter to measure water discharged to sewer ("sewer meter") or other means as recommended by a qualified engineering and/or rate consultant and approved by OJRSA Administration.
- <sup>4</sup> The formula for calculating surcharges is: (Monthly Concentration Average for Monitoring Parameter minus Surcharge Concentration Threshold for Same Parameter) x 8.34 conversion factor x (Total Flow for the Month in Gallons ÷ 1,000,000 Gallons) x Surcharge Rate = Surcharge Amount Due in Dollars NOTE: If an industry samples less frequently than monthly (i.e., quarterly), then the monthly average calculation will continue each month until the next month the parameter is sampled.  
The following calculation uses fictitious fees for demonstration purposes only (This example uses fees for BOD; however, the same formula applies for all monitored parameters. Fee calculations shall use those listed in the current OJRSA Schedule of Fees) – An industry has a monthly BOD average concentration of 500 mg/L. The total flow for the month is 310,000 gallons and the threshold limit for BOD is 250 mg/L. The BOD surcharge rate is \$0.30/lb of BOD.  
Step 1: (500 mg/L - 250 mg/L) x 8.34 x (310,000 gal/month ÷ 1,000,000 gal) x \$0.30/lb of BOD = BOD Surcharge Fee  
Step 2: 250 mg/L x 8.34 x 0.310 million gal/month x \$0.30/lb of BOD = BOD Surcharge Fee  
BOD Surcharge Fee Due = \$193.91
- <sup>5</sup> An industry will not be charged both BOD and COD, the surcharge will be calculated for both BOD and COD and the industry will be charged the higher rate.
- <sup>6</sup> The sum of organic nitrogen, ammonia (NH<sub>3</sub>), and ammonium (NH<sub>4</sub><sup>+</sup>) in wastewater. TKN does not include Nitrate (NO<sub>3</sub><sup>-</sup>) and Nitrite (NO<sub>2</sub><sup>-</sup>).
- <sup>7</sup> Total Industrial User capacity per month is equal to the facility's Permitted Allocated Capacity per day multiplied by the number of days for each month individually (e.g., 31 days for January, 28 days for February, etc.).  
The following calculation uses fictitious fees for demonstration purposes only (Fee calculations shall use those listed in the current OJRSA Schedule of Fees) – An industry is permitted for a maximum allocation of 20,000 gpd of process wastewater discharge. In January (31 days in the month), they discharge a total of 176,700 gallons. The Unused Capacity threshold is 50% (meaning if they do not average greater than or equal to 50% of their allocated maximum discharge as stated on the permit, then they are subject to paying an unused capacity fee for that month for the unused volume between their actual monthly discharge and 50% of their permitted volume). The rate is \$1.50/1,000 gallons, which is prorated (not rounded to nearest 1,000 gallons).  
Step 1: Determine if the industry is subject to an unused process wastewater allocation capacity fee. Is the facility's monthly discharge at least 50% of their allocation of 20,000 gpd?  
20,000 gpd x 31 days = 620,000 gal per month of maximum permitted discharge  
176,700 gal actually discharged in January ÷ 620,000 gal max allowed x 100 = 28.5% usage of capacity  
This facility DID NOT meet or exceed 50% of their discharge, so they will owe an unused capacity fee. (They would have needed to discharge at least 310,000 gallons in January to reach the 50% threshold.)  
Step 2: Determine the amount of fee owed.  
((Total Capacity Per Month x Allowed Percentage) – Total Monthly Discharge) ÷ 1,000 gal x \$1.50/1,000 gal = Fee Owed for Month  
(620,000 gpM x 50%) – 176,700 gpM ÷ 1,000 gal x \$1.50/1,000 gal = \$199.95 owed for January
- <sup>8</sup> Unused Industrial User capacity fees are collected for the purpose of treatment and conveyance system expansion and are held in the restricted Impact Fee Fund in accordance with the *OJRSA Impact Fee Policy* and *OJRSA Financial and Accounting Policy* for the Wholesale or Retail Service Area, as appropriate, to be used in accordance with the *OJRSA Impact Fee Policy*.
- <sup>9</sup> Industrial pretreatment expense billing Administrative Fee covers incidentals and general labor spent by other OJRSA staff that are involved in the pretreatment program as necessary, as well as general use materials used by the program collectively (e.g., fuel used for vehicle, general office supplies, electricity and other utilities for program, etc.). If specific industries require substantial time by other OJRSA staff, then the industries that the work is performed for shall be billed for this time based on the hourly wages of the lowest pay classification staff member(s) who have the necessary skills and training to perform the tasks.
- <sup>10</sup> Hauled Waste Disposal Permit fee is based on the calendar year (January through December), not the Fiscal Year. If waste hauler is issued a Hauled Waste Disposal Permit (HWDP), then they must pay for the entire month the HWDP is applied for. Providing the waste hauler is in good standing with the OJRSA, the HWDP will remain valid through December 31 of that year. Amount owed if HWDP is obtained anytime during that month (e.g., if they apply for the HWDP on May 31, they must pay the amount for May as shown in the list within this footnote):

## OJRSA Schedule of Fees

July 1, 2025

---

January = \$120.00	May = \$80.00	September = \$40.00
February = \$110.00	June = \$70.00	October = \$30.00
March = \$100.00	July = \$60.00	November = \$20.00
April \$90.00	August = \$50.00	December = \$10.00

---

- <sup>11</sup> There are no refunds issued on Hauled Waste Disposal Permits.
- <sup>12</sup> Waste hauler also subject to other enforcement actions as stated in the *OJRSA Sewer Use Regulation* and other applicable regulations and policies.
- <sup>13</sup> Plan reviews based on average time and labor costs for an OJRSA staff member and/or third-party consultant employed by OJRSA to perform such functions.
- <sup>14</sup> For each review, including resubmittals. If the owner/developer changes the plans after the initial review or corrections must be made per the *OJRSA Sewer Use Regulation*, *OJRSA Development Policy*, other OJRSA policy, or requirements imposed by a Member City or other governmental agency, the fee must be paid for each review thereafter.
- <sup>15</sup> There are no fees for projects that are designed and installed by a Member City when they are paying for the installation themselves, such as if a city is installing a main line extension entirely at their own expense and is not funded by a developer or other party. In most cases, the projects that meet this exemption are when a Member City is installing infrastructure to replace or rehabilitate existing facilities or when they are extending their own system at their own expense (and not as a pay-in-advance or reimbursement project by third-party(ies)). Appeals can be made by the Member City to the OJRSA Board of Commissioners in accordance with the process stated within SECTION 7 of the *OJRSA Schedule of Fees* to determine if this fee should be waived for other projects.
- <sup>16</sup> Or in a subdivision that received a Permit for OJRSA Wastewater System Capacity (or equivalent) prior to January 1, 2020. These were considered at the time the original subdivision plans were reviewed.
- <sup>17</sup> This fee is used for the OJRSA to incorporate data from the record drawings and other supporting documents (e.g., GPS devices, surveys, etc.) into its Geographic Information System map, which is used for hydraulic modeling, manage and track work orders, asset management, planning, etc.
- <sup>18</sup> The following calculation uses fictitious fees for demonstration purposes only (*Fee calculations shall use those listed in the current OJRSA Schedule of Fees*) – A project has been designed that has a 900 linear feet of gravity sewer pipe, 400 feet of force main pipe, and one (1) pump station. The Base Fee for the first 1,000 linear feet of total pipe is \$200.00 and the fee per additional linear foot of pipe is \$0.25/foot. There is no cost for the pump station.
- Step 1: 900 feet of gravity + 400 feet of force main = 1,300 total linear feet of pipe for project
- Step 2: 1,300 total linear feet – 1,000 linear feet for base rate = 300 linear feet above the base
- Step 3: \$200.00 Base Fee + (300 linear feet x \$0.25/foot) + (1 pump station x \$0.00) = GIS fee due
- Step 4: \$200 + \$75 + \$0 = GIS fee due
- GIS Fee Due = \$275.00
- <sup>19</sup> Fee to pay for future maintenance of connection. The following calculation uses fictitious fees for demonstration purposes only (*Fee calculations shall use those listed in the current OJRSA Schedule of Fees*) – A contractor will bore into an existing OJRSA manhole to make one (1) 4-inch pipe diameter service connection. The Tap Maintenance Fee Due at the time is \$200/inch diameter. (*OR* contractor shall set a doghouse manhole on existing OJRSA pipeline with one (1) 4-inch pipe diameter service connection.)
- Step 1: \$200/inch diameter x 4-inch pipe diameter = Tap Maintenance Fee Due
- Step 2: \$800 = Tap Maintenance Fee Due
- <sup>20</sup> “Benefits fee” is a general term that covers employer costs for South Carolina Retirement System expenses, Social Security, Medicare, insurance, etc.
- <sup>21</sup> All copying, staff time, and other applicable fees must be paid prior to distribution of requested materials.
- <sup>22</sup> Device must be provided by the OJRSA to avoid risk of potential viruses that may be on flash drives belonging to the requester.



## OJRSA Schedule of Fees

July 1, 2025

### Revision History

As this document is an extension of the *OJRSA Sewer Use Regulation*, previous editions must be maintained in accordance with the *OJRSA Records Retention Policy*.

Revision Number	Effective Date	Description of Changes
0000	02/18/1980	Initial sewer user fees developed and approved by OCSC Board.
0001	08/04/1980	Hauled waste disposal fee modified.
0002	06/19/1984	Sewer use fees increased.
0003	01/01/1985	Revised sewer treatment fees developed and approved by OCSC Board via resolution approved on 01/07/1985.
0004	07/01/1985	Resolution approved on 01/07/1985 expired and rate structure changed.
0005	08/28/1989	Approved annual industry permitting fee on 08/28/1989.
0006	01/01/1990	Oconee County Ordinance [19]89-6 established Impact Fee for treatment capacity for future renovation, modernization, and expansion. OCSC approved on 08/28/1989.
0007	09/10/1990	Approved 2% late fee.
0008	10/07/1996	Approved increase of septic tank waste disposal and treatment fees.
0009	04/07/1997	Approved industrial surcharge fees.
0010	06/05/2000	Hauled waste fee increase approved.
0011	07/03/2006	Approved increase to Impact Fees and established a tap fee.
0012	04/01/2008	Approved addition of a "Transportation and Trunk Line Impact Fee."
0013	05/05/2008	Hauled waste fees increase based on percent increase on Member City fees.
0014	02/02/2009	Approved 20% Administrative Fee for permitted Industrial Users.
0015	10/03/2011	<i>OJRSA Schedule of Fees</i> updated.
0016	10/05/2015	Impact Fee calculation method changed.
0017	12/04/2017	Added fee for acceptance of portable toilet waste.
0018	11/06/2018	Inclusion of additional fees for credit card transactions, returned check, fats oils and grease program, engineering services, and FOIA. Approved by OJRSA Board on 11/05/2018.
0019	02/04/2019	Approved industrial facility flow surcharge and revised biosolids disposal fees.
0020	04/09/2021	Revised hauled waste program fees per <i>OJRSA Resolution 2021-11 Hauled Waste Policy Update</i> .
0021	07/01/2021	Revised Impact Fees per <i>OJRSA Resolution 2021-12 Impact Fee Policy Update</i> .
0022	10/01/2021	Approved comprehensive fee update on 09/13/2021.
0023	07/01/2022	Established unused capacity fee for Industrial Users. Includes other minor modifications.
0024	07/01/2023	Eliminated pro rata share model for user fees and established base plus volumetric model for Residential and Nonresidential Users.
0025	01/01/2024	Revised Impact Fees per <i>OJRSA Resolution 2024-04</i> .
0026	03/04/2024	Board approved newly established Retail Service Area rates.
0027	05/06/2024	Board approved updated fees per <i>OJRSA Resolution 2024-10</i> .
0028	06/02/2025	Board approved updated fees per <i>OJRSA Resolution 2025-05</i> .

END OF REVISIONS